

## HKIE(BS DIV)/ASHRAE HKC/CIBSE HKB Joint Function

Thursday, 22 August 2002

Technical Talk on:

### Innovative Energy Efficient Pilot Projects carried out by EEO, EMSD

Speaker : Martin WU Kwok-tin,  
Building Services Engineer

Energy Efficiency Office  
Electrical & Mechanical Services Department

1 机电工程署 EMSD

### Introduction

- In the interest of long-term sustainable development, the HKSAR Government has promulgated a no. of major policy objectives on improving the environment of HK.
- Energy Efficiency Office (EEO) of EMSD is actively exploring means to reduce energy consumption via series of initiatives.
- One of the initiatives is to investigate new and innovative energy efficient equipment and technologies for use in building services engineering.
- Investigation covers equipment and systems for lighting, air conditioning & vertical transportation, etc.

2 机电工程署 EMSD

### Introduction

- In 1995, EEO obtained \$6M to carry out a 3-year Pilot Energy Management Opportunities (EMO) Implementation Programme (Phase 1).
- Phase 1 programme completed in 1999 with successful implementation of electronic ballasts, variable speed drives, high efficient motors, demand control AC system, etc. in Government buildings.

3 机电工程署 EMSD

### Introduction


- Related project reports, application guides and information pamphlets for these equipment were published & some equipment were also included in DSM programme operating by the power companies.
- Phase 2 programme (\$6M 1999-2001 and \$3M 2001-2002) are in progress with focus on the application of innovative energy efficient equipment for pilot EMO projects in Government buildings



4 机电工程署 EMSD

### Introduction

Rough proportion of electricity consumption in a commercial building



5 机电工程署 EMSD

### Energy Saving Opportunities in Lighting


- Opportunities for energy saving in lighting include:
  - Use of more energy efficient light sources & lamps
  - Use of electronic ballasts instead of magnetic ballasts as lighting control gear
  - Use of more efficient luminaire reflectors and louvers
  - Dim down artificial lighting to optimise daylight utilization
  - Use of occupancy sensors to switch off or dim down lighting in unoccupied areas
  - Intelligent lighting control system, e.g. DAU

6 机电工程署 EMSD

## Energy Efficient Light Sources

### Classification of Lamps:

- ❑ Incandescent Lamps - Tungsten Filament Lamps & Tungsten Halogen Lamps
- ❑ Gas Discharge Lamps - High Pressure Mercury Lamps, Low Pressure Mercury, High Pressure Sodium & Low Pressure Sodium
- ❑ Others: Induction, LED & Sulphur Lamps



7

機電工程署 EMSD

## Energy Efficient Light Sources

Average efficacy (Lumens/Watt) of various light sources:

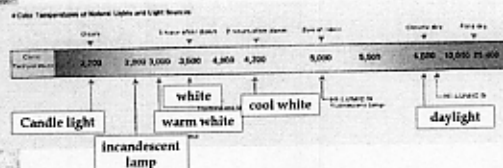
- ❑ Tungsten Lamp - 15 lm/W
- ❑ High Pressure Mercury Lamp - 40 to 60 lm/W
- ❑ Fluorescent Lamp - 64 to 100 lm/W
- ❑ Metal Halide - 70 to 90 lm/W
- ❑ High Pressure Sodium - 90 to 125 lm/W
- ❑ Low Pressure Sodium - 120 to 200 lm/W

8

機電工程署 EMSD

## Energy Efficient Light Sources

### Colour Temperature of Lamps



9

機電工程署 EMSD

## Energy Efficient Light Sources

### Colour Rendering

The colour rendering index (Ra) represents colour rendition of the lamp. A value closer to 100 shows that a colour can be seen more naturally. Most commercial building use  $80 < Ra < 90$

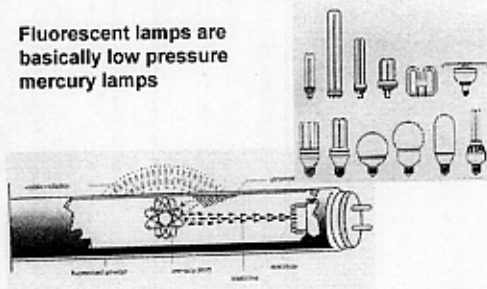


10

機電工程署 EMSD

## Energy Efficient Light Sources

Fluorescent lamps are basically low pressure mercury lamps



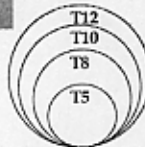
11

機電工程署 EMSD

## Energy Efficient Light Sources

### Lamp Labelling

- F = Fluorescent
- T = Tubular lamp shape
- 8 = lamp diameter in 1/8 inch increment
- e.g. T5 = 5/8 inch = 16 mm
- T8 = 8/8 inch = 1.0 inch = 26 mm
- T10 = 10/8 inch = 1.25 inch
- T12 = 12/8 inch = 1.5 inch = 38 mm




12

機電工程署 EMSD

### Energy Efficient Light Sources

Fluorescent lamps, T12, T10 & T8, have long been used as energy efficient lamps for general lighting. New generation of T5 fluorescent lamps with 16mm dia. & G5 base has recently been developed for improved efficient (100 lm/W) & performance.



T12  
T10  
T8  
T5

13

機電工程署 EMSO

### Energy Efficient Light Sources

Typical lamp wattage of T5 lamps is tabulated below as compared with their T12 & T8 counterparts

| Nominal Lamp Length | T12 | T8  | T5 Standard (50mm Shorter) | T5 High Output Version |
|---------------------|-----|-----|----------------------------|------------------------|
| 600mm               | 20W | 18W | 14W                        | 24W                    |
| 900mm               | —   | 30W | 21W                        | 39W                    |
| 1200mm              | 40W | 36W | 28W                        | 54W                    |
| 1500mm              | 65W | 58W | 35W                        | 49W/80W                |
| 1800mm              | 75W | 70W | —                          | —                      |

14

機電工程署 EMSO

### Energy Efficient Light Sources

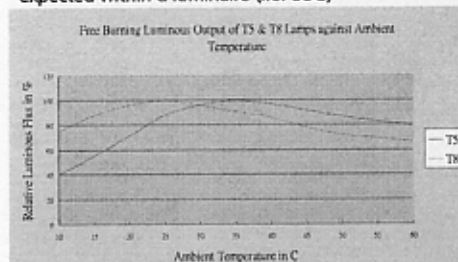
- Major Benefits of T5 Fluorescent Lamps:
  - Saving in power & energy consumption through improved efficacy (e.g. 28W T5 = 36W T8 = 40W T12)
  - Environmental Friendly - use less glass, less mercury & package material
  - Enables use of slimmer, neater luminaires to suit metric grid ceiling
  - Longer lamp life - over 15000 hours with electronic ballast
  - Reduce storage space & transportation costs

15

機電工程署 EMSO

### Energy Efficient Light Sources

T5 lamp is optimized for temperature conditions as expected within a luminaire (i.e. 35C)



16

機電工程署 EMSO

### Energy Efficient Light Sources

- Compact Fluorescent Lamps - The Development Trend is also toward miniaturisation.
- In Hong Kong, the control is under Energy Efficiency Labelling Scheme



17

機電工程署 EMSO

### Energy Efficient Light Sources

Electronic Light Source - Light Emitting Diode (LED)

- Efficacy of LED in 2001 (keep improving rapidly):
  - approx. 20 - 30 lm/W red /orange
  - approx. 3 - 5 lm/W blue
  - approx. 15 - 20 lm/W green
  - approx. 10 - 15 lm/W white



18

機電工程署 EMSO



### Energy Efficient Light Sources

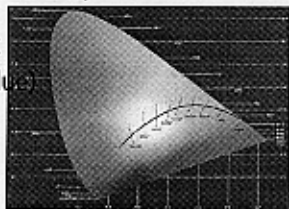
#### White LED for general lighting – 2 solutions

##### • colour conversion:

- Based on blue LED (similar to FL)
- Ra: 75 – 80
- Colour Temp.: 4000K

##### • RGB (Red/Green/Blue)

- Ra: 50 – 55
- lower costs



19

微電工程師 EMSO


### Energy Efficient Light Sources

#### LED – types:

##### • Wired LED

##### • SMD (Surface Mounted Diode) LED

##### • COB (Chip on Board)


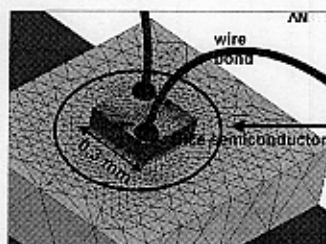


20

微電工程師 EMSO

### Energy Efficient Light Sources

- COB LED Technology – dice assembled directly on the PC-board (More light on small area, longer life & higher efficiency via lower temperature)



21

微電工程師 EMSO

### Energy Efficient Light Sources

- LED will enter lighting market soon because of specific benefits.

- Long life, maintenance free (up to 100,000 hours)
- Operates on safety extra-low voltage (12V & 24V)
- Mercury free, no UV or IR radiation
- Resistance against vibrations
- Point sources – flexible design
- Flat light source (SMD, COB)
- Full Dimming
- Range of Colours

22

微電工程師 EMSO

### Energy Efficient Light Sources

- Market segments in LED lighting (EEO will investigate closely for possible pilot projects):

- General lighting for commercial & residential
  - Effect lighting (colours, dimming)
  - Special luminaires (maintenance free, safety)
  - Flat fittings (surface-mounted, furniture...)
- Signalling
  - Traffic lights
  - Displays, advertising
  - Direction Signs
- Emergency lighting

23

微電工程師 EMSO

### Energy Efficient Lighting Ballasts

#### Electromagnetic



#### Electronic



#### Digital Dimmable



24

微電工程師 EMSO



## Energy Efficient Lighting Ballasts


- Functions of Ballast for Fluorescent Lamps
  - Supplies controlled power to heat lamp electrodes
  - Supplies starting voltage to ionise lamp gas and create electron discharge stream between electrodes
  - Limits current and controls power to the lamp for proper operation

25

機電工程署 EMSD

## Energy Efficient Lighting Ballasts

Conventional control gear for fluorescent lamp includes magnetic ballast, starter switch & power factor correction capacitor, and consumes high portion of power to operate (typical @ 11W)




26

機電工程署 EMSD

## Energy Efficient Lighting Ballasts

### Conventional Ballast Circuit

- Normally, 1 conventional ballast is used for 1 lamp only
- 2 x 18W T8 lamps could be operated in series via 36W conventional ballast




27

機電工程署 EMSD

## Energy Efficient Lighting Ballasts

### Electronic Ballasts

Ballast controller



Filter for interference suppression

Converter AC/DC

Generating HF

Lamp controller


28

機電工程署 EMSD

## Energy Efficient Lighting Ballasts

### Electronic Ballast Circuit

- ♦ Sample shows one ballast for 1 lamp
- ♦ Circuit could be one ballast for 1 lamp, 2 lamps, 3 lamps or even 4 lamps



29

機電工程署 EMSD


## Energy Efficient Lighting Ballasts

### Electronic Ballasts

High frequency operation of lamp increases lamp life by:

- ♦ reducing load on lamp electrodes (less blackening)
- ♦ reducing greying of fluorescent material

Light output depreciation for fluorescent lamps measured according to IEC 81

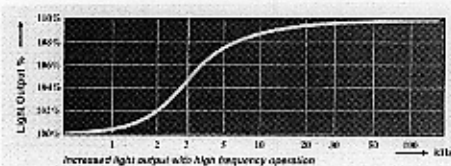


30

機電工程署 EMSD

## Energy Efficient Lighting Ballasts

### Lumen Output as Function of Frequency



31

能源工程署 EMSO

## Energy Efficient Lighting Ballasts

### Electronic Ballasts

Electronic ballast designed to IEC 60928 & 60929 are well developed nowadays & have widely been used for replacing conventional ballasts in fluorescent luminaires

Basic Requirements for High Performance Criteria :

- No visible flicker
- Low lamp current crest factor (LCCF)
- Low total harmonic distortion (THD)
- High power factor

32

能源工程署 EMSO

## Energy Efficient Lighting Ballasts

### Other Types of Electronic Ballasts Available:

- Dimmable electronic ballasts using 0 - 10 V d.c. analogue signal
- Digital dimmable & DALI electronic ballasts
- Electronic ballasts for non-integrated Compact Fluorescent Lamps (CFL)
- Electronic ballasts for High Intensity Discharge (HID) lamps
- Integrated Electronic Ballast with Emergency Power Pack

33

能源工程署 EMSO

## Energy Efficient Luminaires

### Basic Luminaire Design:

- Optical control is an important element in efficient luminaire design
- Purpose of optical design is to redirect light from bare lamp to area in needed & to reduce glare
- Common types of optical control include opal diffusers, prismatic controllers & parabolic reflectors
- In modern offices, luminaires designed to CIBSE LG3 Cat. 2 are normally specified to minimize reflective glare on computer monitors

34


能源工程署 EMSO

## Energy Efficient Luminaires

Luminaires with Prismatic Controllers



Parabolic Reflector & Cat. II Luminaire




35

能源工程署 EMSO

## Energy Efficient Luminaires

- For T5 luminaire, the most effective means of optical control is parabolic reflection
- As T5 lamp is much closer to a linear line source, optical control in parabolic reflector is more precise and efficient
- In modern offices, luminaires designed to CIBSE LG3 Cat. 2 are normally specified to minimize reflective glare on computer monitors

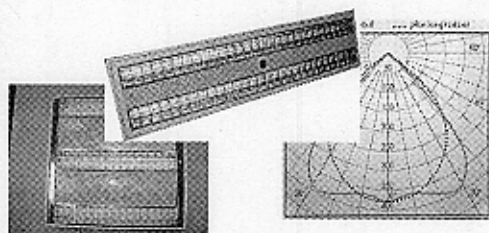


36

能源工程署 EMSO

### Energy Efficient Luminaires

Typical T5 Luminaire designed to CIBSE LG3 Cat. II with 65 degree cut off angle



37

照明工程 卷 ENSD

### Energy Efficient Lighting Control

- Automatic dimming control of fluorescent lamp using analogue technology and electronic ballast has long been used in commercial lighting
- It was not popular because of high equipment cost (separate sensors, controllers & lighting control modules) & wiring cost (dc control cables)
- New development in digital control technology has greatly reduced equipment & wiring cost
- Intelligent digital lighting control with integrated sensors to detect daylight and occupancy is also available to enhance energy saving in T5 lighting system

38

照明工程 卷 ENSD

### Energy Efficient Lighting Control

#### • Analogue Dimming

- Phase control was the earliest form of dimming fluorescent lamps by reducing input/output power of ballasts (magnetic type)
- With the evolution of HF electronic ballasts, analogue dimming was the first attempt to dim lamps more accurately by using an independent bus line
- A 1-10V DC signal sent along a ELV bus to ballast changed its output frequency to lamp for dimming
- Potentiometer could also be placed into the circuit & vary output signal generated by ballast
- Analogue dimming became popular during late 80' and early 90', but was limited in accuracy & applications

39

照明工程 卷 ENSD

### Energy Efficient Lighting Control

#### • Analogue Dimming: 1-10V System

- Imprecise  $0.1V = 1\%$  (Minimum level normally 10%)
- Voltage drop over long distance makes inaccuracies
- Proportional scale not reflecting true sensitivity of human eye



40

照明工程 卷 ENSD

### Energy Efficient Lighting Control

#### • Digital Dimming

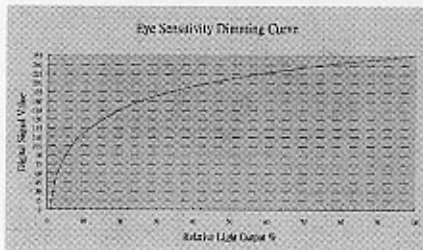
- Micro-processors nowadays evolved into computers to perform many function at tremendous speed
- The increase use of network languages such as LON, EIB, C-bus etc., all made use of the power of processors
- Analogue technology in lighting control is to send a signal to switch or a voltage to regulate lighting level
- Digital works on numbers, send the data bit for the level required more accurately & ON/OFF command if necessary

41

照明工程 卷 ENSD

### Energy Efficient Lighting Control

- To achieve smooth dimming, a logarithmic scale  $(127\log(\%)+1)$  is used in digital dimming to reflect true sensitivity of human eye



42

照明工程 卷 ENSD



## Energy Efficient Lighting Control

### • Digital Dimming

- Data is biased towards the lower end of the scale to improve perceived dimming quality
- Digital signal simply gives the lighting level (1 to 255) required & it is up to the controllable ballast to interpret the signal which is able to do
- Control of ballasts is by a 2 wire bus
- Multi-point control anywhere along the bus
- Bus voltage is 12V & universal polarity

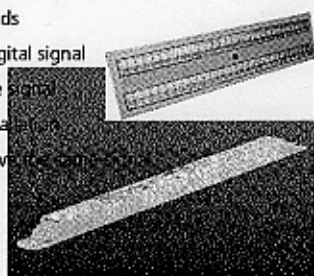
43

能源工程署 EMSO

## Energy Efficient Lighting Control

### • Digital Dimmable Ballast

- Precise commands
- Switching via digital signal
- Disturbance free signal
- Polarity free installation
- All ballasts receive the same signal



44

能源工程署 EMSO

## Energy Efficient Lighting Control

Typical equipment for intelligent digital control using Digital Serial Interface (DSI) (數碼串行接口程序)



45

能源工程署 EMSO

## Energy Efficient Lighting Control

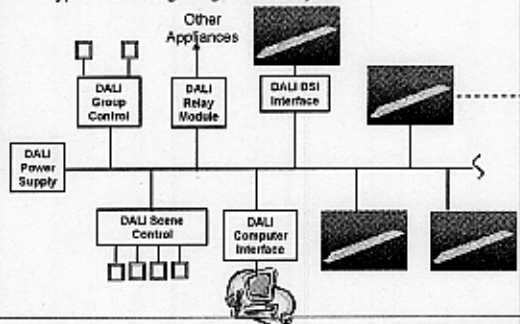
- DALI (數碼可編址照明接口程序) is a new industrial standard to lighting control system
- DALI protocol (amendment to IEC929) has been adopted as new standard by major ballast manufacturers (Helvar, Philips, Osram, Tridonic, Trilux, VS etc.)
- As dedicated communication interface for control of lighting system, DALI enables sophisticated control with increased flexibility and reduced installation costs
- DALI digital control signal used to control electronic ballasts, relays & sensors belonging to the system
- Each system components has its own device-specific address for individual device control

46

能源工程署 EMSO

## Energy Efficient Lighting Control

A typical DALI Lighting Control System



47

能源工程署 EMSO

## Energy Efficient Lighting Control

- Main differences between DALI & building automation buses:

- DALI system has a limited system size (64 addresses)
- DALI is meant only for communication in lighting systems and BMS includes other functional control as well (HVAC, security, fire services, etc.)
- BMS normally has unlimited expansion possibilities, which DALI does not have
- DALI system is not competing against BMS, it is only complementing them through an interface

48

能源工程署 EMSO

### Pilot Energy Efficient Lighting Projects

- Pilot T5 Lighting Project at Arsenal House
  - Arsenal House is the 1st T5 pilot lighting project of EEO in early 2000
  - The project involved replacement of 320 sets 3x18W T8 luminaires (with magnetic ballasts) with new 3x14W T5 luminaires at 27/F
  - New luminaire complete with 3x14W electronic ballast & double parabolic reflectors designed to CIBSE LG3 Cat.II

49


機電工程署 EMSD

### Pilot Energy Efficient Lighting Projects



Lighting Layout at 27/F,  
Arsenal House

Old 3x18W T8 Luminaire



50

機電工程署 EMSD

### Pilot Energy Efficient Lighting Projects

Electrical parameters of the old 3x18W T8 luminaire

|           |        |           | Voltage | Current |
|-----------|--------|-----------|---------|---------|
| Frequency | 49.99  | RMS       | 223.4   | 0.754   |
| Power     |        | Peak      | 312.7   | 1.095   |
| W         | 90     | DC Offset | 0.2     | -0.02   |
| VA        | 168    | C. F.     | 1.4     | 1.45    |
| var       | 142    | THD Rms   | 2.23    | 8.80    |
| Peak W    | 244    | THD Fund  | 2.23    | 8.84    |
| Phase     | 58°lag | HRMS      | 5.0     | 0.66    |
| Total PF  | 0.53   | KFactor   |         | 1.51    |
| DPF       | 0.53   |           |         |         |

51

機電工程署 EMSD

### Pilot Energy Efficient Lighting Projects

Electrical parameters of the new 3x14W T5 luminaire

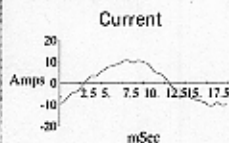
|           |        |           | Voltage | Current |
|-----------|--------|-----------|---------|---------|
| Frequency | 49.94  | RMS       | 221.8   | 0.22    |
| Power     |        | Peak      | 308.5   | 0.316   |
| W         | 48     | DC Offset | 0.0     | -0.03   |
| VA        | 49     | Crest     | 1.39    | 1.44    |
| var       | 7      | THD Rms   | 2.30    | 8.60    |
| Peak W    | 98     | THD Fund  | 2.30    | 8.63    |
| Phase     | 8°lead | HRMS      | 5.1     | 0.19    |
| Total PF  | 0.99   | KFactor   |         | 1.19    |
| DPF       | 0.99   |           |         |         |

52

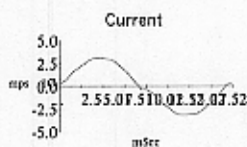
機電工程署 EMSD

### Pilot Energy Efficient Lighting Projects

Current waveform of old  
3x18W T8 luminaire



Current waveform of new  
3x14W T5 luminaire



53

機電工程署 EMSD

### Pilot Energy Efficient Lighting Projects

Summary Table of the T5 Lighting Retrofit


|                           | Existing T8<br>Lighting System | New T5 Lighting<br>System | % Change |
|---------------------------|--------------------------------|---------------------------|----------|
| Active Power (kW)         | 28 kW                          | 16 kW                     | -42%     |
| Power Factor              | 0.53                           | 0.99                      | +87%     |
| T.H.D.                    | 11%                            | 8.6%                      | -21.8%   |
| Apparent Power (kVA)      | 52.8 kVA                       | 16.2 kVA                  | -69%     |
| Average Illuminance       | 450 lux                        | 600 lux                   | +33%     |
| Lighting Power<br>Density | 30 W/m <sup>2</sup>            | 18 W/m <sup>2</sup>       | -40%     |

54

機電工程署 EMSD

### Pilot Energy Efficient Lighting Projects

New 2x28W T5 Luminaires installed at EFB  
Offices at Citibank Plaza



55

機電工程師 EIMSD

### Pilot Energy Efficient Lighting Projects

- The new HQ for Environmental & Food Bureau (EFB) was selected for the 2nd pilot project for T5 lighting
- The project involved replacement of about 600 sets 2x36W T8 luminaires (with magnetic ballasts) with new 2x28W T5 luminaires
- The new air-handling luminaire completed with 2x28W electronic ballast & double parabolic reflectors designed to CIBSE LG3 Cat.II
- Electronic ballasts used were fixed type for open plan office and dimmable type with integrated sensors for executive offices at perimeter zones

56

機電工程師 EIMSD

### Pilot Energy Efficient Lighting Projects

Electrical parameters of the old 2x36W T8 luminaire

|           |        |           | Voltage | Current |
|-----------|--------|-----------|---------|---------|
| Frequency | 49.94  | RMS       | 225.6   | 0.488   |
| Power     |        | Peak      | 314.0   | 0.686   |
| W         | 98     | DC Offset | 0.0     | -0.03   |
| VA        | 110    | Crest     | 1.39    | 1.41    |
| var       | 46     | THD Rms   | 2.67    | 22.46   |
| Peak W    | 213    | THD Fund  | 2.67    | 23.04   |
| Phase     | 25°lag | HRMS      | 6.0     | 1.10    |
| Total PF  | 0.89   | KFactor   |         | 3.53    |
| DPF       | 0.90   |           |         |         |

57

機電工程師 EIMSD

### Pilot Energy Efficient Lighting Projects

Electrical parameters of the new 2x28W T5 luminaire

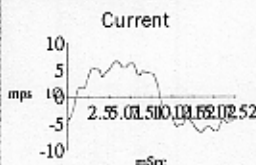
|           |         |           | Voltage | Current |
|-----------|---------|-----------|---------|---------|
| Frequency | 50.13   | RMS       | 225.8   | 0.284   |
| Power     |         | Peak      | 316.0   | 0.434   |
| W         | 60      | DC Offset | -0.1    | -0.03   |
| VA        | 64      | Crest     | 1.4     | 1.53    |
| var       | 20      | THD Rms   | 2.71    | 13.70   |
| Peak W    | 134     | THD Fund  | 2.71    | 13.83   |
| Phase     | 18°lead | HRMS      | 6.1     | 0.19    |
| Total PF  | 0.95    | KFactor   |         | 1.52    |
| DPF       | 0.95    |           |         |         |

58

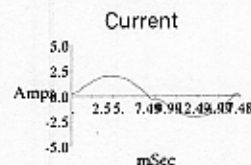
機電工程師 EIMSD

### Pilot Energy Efficient Lighting Projects

Current waveform of old  
2x36W T8 luminaire



Current waveform of new  
2x28W T5 luminaire



59

機電工程師 EIMSD

### Pilot Energy Efficient Lighting Projects

Summary table for the pilot project

|                        | Existing T8<br>Lighting System | New T5<br>Lighting System | % Change |
|------------------------|--------------------------------|---------------------------|----------|
| Active Power (kW)      | 34 kW                          | 23 kW                     | - 32%    |
| Power Factor           | 0.89                           | 0.99                      | + 11%    |
| T.H.D.                 | 23%                            | 10%                       | - 56%    |
| Apparent Power (kVA)   | 38 kVA                         | 23 kVA                    | - 39%    |
| Average Illuminance    | 500 lux                        | 700 lux                   | +40%     |
| Lighting Power Density | 27 W/m²                        | 17 W/m²                   | -37%     |

60

機電工程師 EIMSD



### Pilot Energy Efficient Lighting Projects

- The ArchSD offices at 35/F, QGO was selected for the 3rd pilot project for T5 lighting with intelligent lighting control
- The project involved replacement of 500 sets 1x36W T8 luminaires with new 1x28W T5 luminaires (digital dimmable electronic ballast)
- The optical control of the new luminaire uses anodised aluminum parabolic reflectors designed to CIBSE LG3 Cat.II
- Luminaires were grouped in 4 for linking to an integrated detector for daylight & occupancy sensing
- Illuminance can also be programmed to suit individual requirement at each work station


61

機電工程署 EMSD

### Pilot Energy Efficient Lighting Projects

The existing 1x36W T8 300mmx1200mm recessed luminaire installed at QGO.

Lamp was operated by magnetic ballast




62

機電工程署 EMSD

### Pilot Energy Efficient Lighting Projects

The new 1x28W T5 300mmx1200mm Cat. II recessed luminaire installed at QGO.

Lamp was operated by dimmable electronic ballast



63

機電工程署 EMSD

### Pilot Energy Efficient Lighting Projects

Electrical parameters of the old 1x36W T8 luminaire

|           |        |           | Voltage | Current |
|-----------|--------|-----------|---------|---------|
| Frequency | 49.94  | RMS       | 225.6   | 0.244   |
| Power     |        | Peak      | 314.0   | 0.343   |
| W         | 49     | DC Offset | 0.0     | -0.03   |
| VA        | 55     | Crest     | 1.39    | 1.41    |
| var       | 23     | THD Rms   | 2.67    | 22.46   |
| Peak W    | 107    | THD Fund  | 2.67    | 23.04   |
| Phase     | 25°lag | HRMS      | 6.0     | 1.10    |
| Total PF  | 0.89   | KFactor   |         | 3.53    |
| DPF       | 0.90   |           |         |         |

64

機電工程署 EMSD

### Pilot Energy Efficient Lighting Projects

Electrical parameters of the new 1x28W T5 luminaire

|           |         |           | Voltage | Current |
|-----------|---------|-----------|---------|---------|
| Frequency | 50.13   | RMS       | 225.8   | 0.142   |
| Power     |         | Peak      | 316.0   | 0.217   |
| W         | 30      | DC Offset | -0.1    | -0.03   |
| VA        | 32      | Crest     | 1.4     | 1.53    |
| Var       | 10      | THD Rms   | 2.71    | 13.70   |
| Peak W    | 67      | THD Fund  | 2.71    | 13.83   |
| Phase     | 18°lead | HRMS      | 6.1     | 0.19    |
| Total PF  | 0.95    | KFactor   |         | 1.52    |
| DPF       | 0.95    |           |         |         |

65

機電工程署 EMSD

### Pilot Energy Efficient Lighting Projects

Typical daily lighting load profile before & after the retrofit



66

機電工程署 EMSD

### Pilot Energy Efficient Lighting Projects

Summary table for the pilot T5 project at QGO

|                        | Existing T8 Lighting System | New T5 Lighting System     | % Change |
|------------------------|-----------------------------|----------------------------|----------|
| Active Power (kW)      | 24 kW                       | 16 kW (Max.)               | - 33%    |
| Power Factor           | 0.89                        | 0.95                       | + 6.7%   |
| T.H.D.                 | 23%                         | 14%                        | - 39%    |
| Apparent Power (kVA)   | 27 kVA                      | 17 kVA                     | - 37%    |
| Average Illuminance    | 460 lux                     | 730 lux                    | +59%     |
| Lighting Power Density | 22 W/m <sup>2</sup>         | 13 W/m <sup>2</sup> (Max.) | -41%     |

67

機電工程署 EMSD

### Pilot Energy Efficient Lighting Projects

T5 Lighting Retrofit at EEO New Offices:

Existing 3x18W T8 luminaires at EEO office expansion

New 3x14W T5 luminaires installed at new EEO offices



68

機電工程署 EMSD

### Pilot Energy Efficient Lighting Projects

- Integrated SMART sensors were used in EEO for automatic lighting control
- They were used in Barrack Block Airport Police Station for both lighting & FCU control

Integrated sensor for daylight & occupancy detection



69

機電工程署 EMSD

### Pilot Energy Efficient Lighting Projects

SMART sensor controlling 4x14W T5 luminaires in EEO



70

機電工程署 EMSD

### Pilot Energy Efficient Lighting Projects

2x28W T5 luminaires installed at GPO



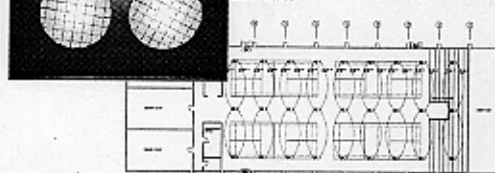
71

機電工程署 EMSD

### Pilot Energy Efficient Lighting Projects

High Output T5 Lighting System at East Kai Tak Indoor Games Hall

Existing 48 nos. 400W Metal Halide & 250W SON High Bay luminaires


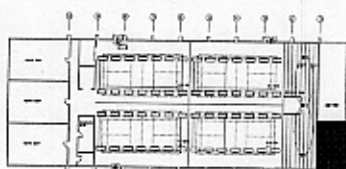


72

機電工程署 EMSD

### Pilot Energy Efficient Lighting Projects

High Output T5 Lighting System at East Kai Tak Indoor Games Hall



73

能源工程處 EMSO

### Pilot Energy Efficient Lighting Projects

High Output T5 Lighting System at East Kai Tak Indoor Games Hall



Existing 400W Metal Halide & 250W SON High Bay Lighting System

New 3x49W T5 Lighting System



74

能源工程處 EMSO

### Pilot Energy Efficient Lighting Projects

High Output T5 Lighting System at East Kai Tak Indoor Games Hall: Measured Data of 400W Metal Halide Lamp

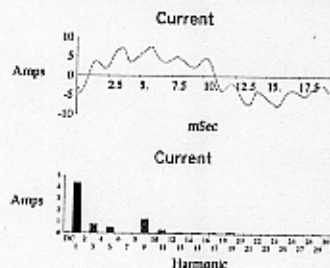
|           |         |              | Voltage | Current |
|-----------|---------|--------------|---------|---------|
| Frequency | 50 Hz   | RMS          | 220.4V  | 2.29A   |
| Power:    |         | Peak         | 306.5V  | 3.82A   |
| W         | 460W    | DC Offset    | 0.0     | -0.03   |
| VA        | 505VA   | Crest Factor | 1.39    | 1.67    |
| var       | 122var  | THD Rms      | 2.30%   | 34.45%  |
| Peak W    | 98      | THD Fund     | 2.30%   | 36.70%  |
| Phase     | 14° lag | HRMS         | 5.1V    | 0.84A   |
| Total PF  | 0.91    | KFactor      |         | 8.96    |
| DPF       | 0.97    |              |         |         |

75

能源工程處 EMSO

### Pilot Energy Efficient Lighting Projects

High Output T5 Lighting System at East Kai Tak Indoor Games Hall: Current Waveform & Harmonics of 400W Metal Halide Lamp



76

能源工程處 EMSO

### Pilot Energy Efficient Lighting Projects

High Output T5 Lighting System at East Kai Tak Indoor Games Hall: Measured Data of 3x49W T5 Luminaire

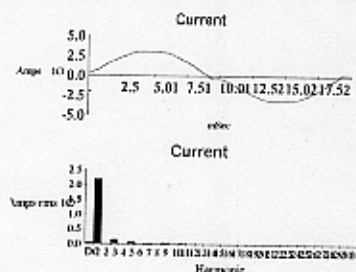
|           |         |              | Voltage | Current |
|-----------|---------|--------------|---------|---------|
| Frequency | 50Hz    | RMS          | 220.4V  | 0.72A   |
| Power:    |         | Peak         | 308.5V  | 1.04A   |
| W         | 156W    | DC Offset    | 0.0V    | -0.03A  |
| VA        | 158VA   | Crest Factor | 1.39    | 1.44    |
| var       | 22var   | THD Rms      | 2.30%   | 4.60%   |
| Peak W    | 98W     | THD Fund     | 2.30%   | 4.70%   |
| Phase     | 8° lead | HRMS         | 5.1V    | 0.03A   |
| Total PF  | 0.99    | KFactor      |         | 1.19    |
| DPF       | 0.99    |              |         |         |

77

能源工程處 EMSO

### Pilot Energy Efficient Lighting Projects

High Output T5 Lighting System at East Kai Tak Indoor Games Hall: Current Waveform & Harmonics of New 3x49W T5 Luminaire



78

能源工程處 EMSO



### Pilot Energy Efficient Lighting Projects

High Output T5 Lighting System at East Kai Tak Indoor Games Hall: Energy performance of Existing HID & T5 Lighting Systems

|                        | Existing HID Lighting System | New T5 Lighting System | % difference |
|------------------------|------------------------------|------------------------|--------------|
| Active Power (kW)      | 17.2 kW                      | 8.7 kW                 | -49%         |
| Power Factor           | 0.97                         | 0.99                   | +2%          |
| Current THD            | 23.6%                        | 4.7%                   | -80%         |
| Lighting Power Density | 26.3 W/m <sup>2</sup>        | 13.3 W/m <sup>2</sup>  | -49%         |
| Average Illuminance    | 479 lux                      | 760 lux                | +58%         |

79

機電工程署 EMSO

### Pilot Energy Efficient Lighting Projects

High Output T5 Lighting System at East Kai Tak Indoor Games Hall (Other Benefits):

- Instant start up and restrict
- Flexible switching to suite games hall booking
- Less light depreciation
- Better colour temperature (closer to daylight)
- Better colour rendering index (Ra > 80)
- Do not affect by voltage fluctuation
- Suitable for emergency lighting with power pack

80

機電工程署 EMSO

### Pilot Energy Efficient Lighting Projects

New 2x80W High Output T5 Lighting System at Kowloon Bay Indoor Games Hall (Existing HID Lighting)



81

機電工程署 EMSO

### Pilot Energy Efficient Lighting Projects

- New Design of 2x80W High Output T5 Lighting System at Kowloon Bay Indoor Games Hall (KBIGH) to suit various functions:

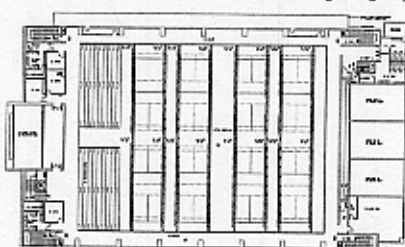
- Lighting Class I: 750 lux for top-level competition & training at international & national standard
- Lighting Class II: 500 lux for mid-level competition or high-level training at regional level
- Lighting Class III: 300 lux for low-level competition, general training & recreation activities, etc.

82

機電工程署 EMSO

### Pilot Energy Efficient Lighting Projects

New 2x80W High Output T5 Lighting System at Kowloon Bay Indoor Games Hall (New Lighting Layout)

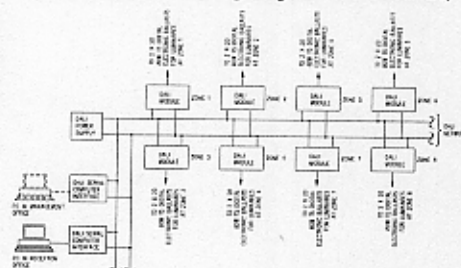


83

機電工程署 EMSO

### Pilot Energy Efficient Lighting Projects

New High Output T5 Lighting System at Kowloon Bay Indoor Games Hall (DALI Lighting Control Schematic)




84

機電工程署 EMSO

### Pilot Energy Efficient Lighting Projects

Comparison of visual environment between existing HID and new High Output T5 Lighting System at Kowloon Bay Indoor Games Hall



85

機電工程署 EMSD

### Pilot Energy Efficient Lighting Projects

Lighting Control using Digital Addressable Lighting Interface (DALI) :

Switching group & different scenes setting are set by computer & operate by simple push buttons




86

機電工程署 EMSD

### Pilot Energy Efficient Lighting Projects

- The 2<sup>nd</sup> DALI project has also been installed in EEO Conference Room



87

機電工程署 EMSD

### Pilot Energy Efficient Lighting Projects

- Proposed electronic ballasts application for HID park lighting (Anticipated saving 15%)



88

機電工程署 EMSD

### Energy Efficient HVAC Equipment & Systems

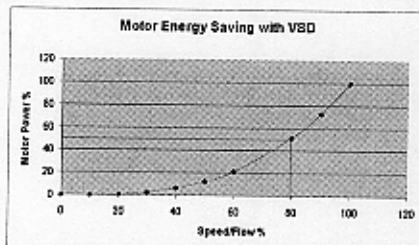
- In Hong Kong, most 3-phase induction motors used in buildings are fitted to drive fans and pumps.
- Air or water flow is either constant volume or regulate by mechanical means, e.g. air vanes/dampers, water by-pass valve, etc.
- Mechanical volume control adds loss in the system and is energy inefficient.
- As power required by fan or pump reduced proportionally to the cube of the motor speed, the application of VSD in volume flow control is more energy efficient, e.g. 20% speed reduction in motor need 51% of the original power.

89

機電工程署 EMSD

### Energy Efficient HVAC Equipment & Systems

#### Fan/Pump Cube Law



90

機電工程署 EMSD

## Energy Efficient HVAC Equipment & Systems

- VSD is actually a frequency converter rectifying ac to dc and then modifies dc into ac with variable amplitude and frequency.

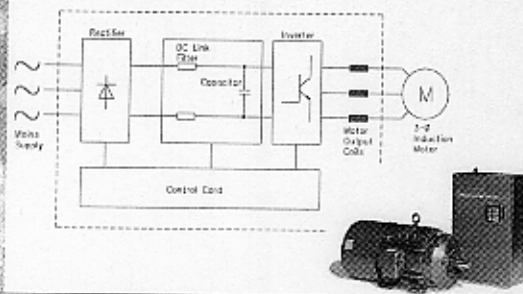


91

機電工程署 EMSO

## Energy Efficient HVAC Equipment & Systems

### Schematic Diagram of VSD



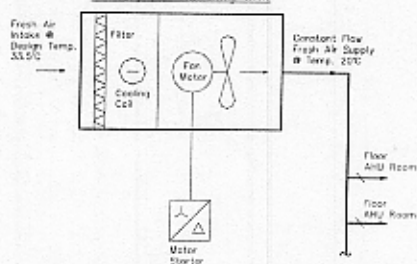
92

機電工程署 EMSO

## Energy Efficient HVAC Equipment & Systems

### Conventional Constant Flow PAU

#### Primary Air-handling Unit



93

機電工程署 EMSO

## Energy Efficient HVAC Equipment & Systems

- Conventional fresh air supply in building is normally fed via PAU at constant air volume at a rate of 10 litres/s per person.
- PAU pre-treats & cools outdoor air from designed temperature of 33.5°C to 20-25°C.
- Constant FA disregarding the actual demand required is a great waste of energy.
- Demand control on PAU using CO<sub>2</sub> sensor & VSD offer good opportunity to save energy in AC spaces with variable or intermittent occupancy.
- CO<sub>2</sub> content of 1000 ppm is considered ideal according to ASHRAE standard for IAQ

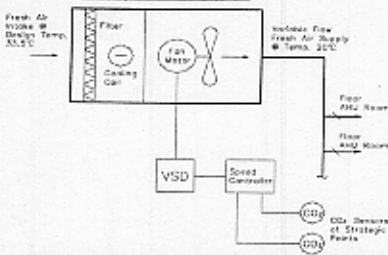
94

機電工程署 EMSO

## Energy Efficient HVAC Equipment & Systems

### Typical Arrangement of variable flow PAU using VSD & CO<sub>2</sub> sensors

#### Primary Air-handling Unit



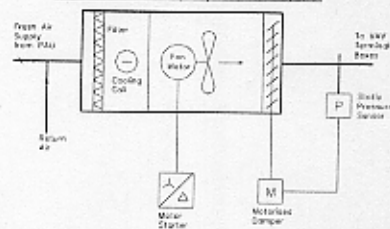
95

機電工程署 EMSO

## Energy Efficient HVAC Equipment & Systems

### Conventional Variable Air Volume (VAV) System using Inlet Guide Vanes or Outlet Damper

#### Variable Air Volume (VAV) Air-handling Unit



96

機電工程署 EMSO



## Energy Efficient HVAC Equipment & Systems

- Common AC systems in commercial building are Variable Air Volume and Fan Coil Unit (FCU).
- VAV system consists Air Handling Unit, air duct and VAV Boxes.
- Air volume flow depends on demand of cooling load required via zone temperature sensor & VAV box damper.
- Pressure in air duct is used to regulate air volume flow.
- Traditionally, inlet guide vanes or outlet damper in AHU is used for volume control.
- Instead, VSD could be employed to control flow more economically to save energy.

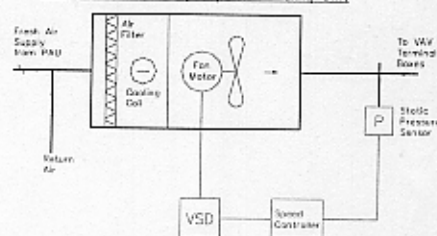
97

机电工程 ENSD

## Energy Efficient HVAC Equipment & Systems

### Typical Arrangement of VAV AHU using VSD & Pressure Sensors

#### Variable Air Volume (VAV) Air-handling Unit

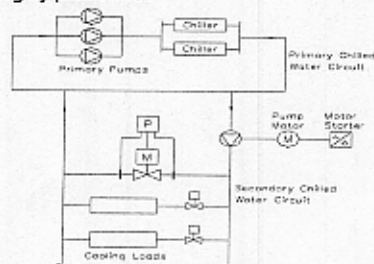


98

机电工程 ENSD

## Energy Efficient HVAC Equipment & Systems

### Conventional Variable Chilled Water Flow System using By-pass Valve



99

机电工程 ENSD

## Energy Efficient HVAC Equipment & Systems

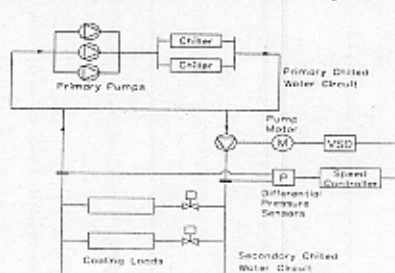
- Pumps for secondary chilled water circuit is normally sized to circulate chilled water at full capacity.
- Pump motor is running at full speed without speed control.
- Chilled water flow to loads is normally regulated through by-pass valve controlled by differential pressure sensors.
- VSD could be used instead to control chilled water flow by varying speed of pump motor.
- The same differential pressure sensors in flow and return chilled water circuits could be used to control VSD.

100

机电工程 ENSD

## Energy Efficient HVAC Equipment & Systems

### Variable Chilled Water Flow System using VSD

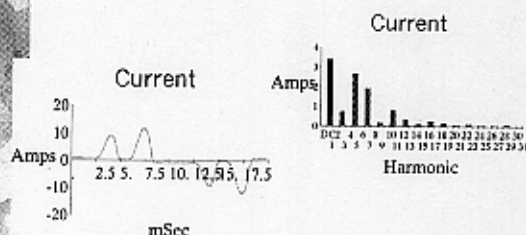


101

机电工程 ENSD

## Energy Efficient HVAC Equipment & Systems

### Typical Current Harmonic Distortion in VSD without filtering (THD = 100%)



102

机电工程 ENSD

### Energy Efficient HVAC Equipment & Systems

- Energy Efficiency Office carried out Variable Speed Drives (VSD) pilot projects in the following government buildings:

- Queensway G.O. – Primary Air-handling Unit (PAU) and Chilled Water Circuit
- Mong Kok G.O. – PAU and Variable Air Volume (VAV)
- Southern Centre – PAU
- Harbour Building – PAU and VAV
- Tuen Mun G.O. – VAV
- Revenue Tower – VAV
- Shatin Town Hall – VSD Chiller




103

机电工程署 EMSD

### Energy Efficient HVAC Equipment & Systems

Queensway G.O. - VSD installations for 3 nos. 37 kW secondary chilled water pumps



104

机电工程署 EMSD

### Energy Efficient HVAC Equipment & Systems

Southern Centre - Carbon Dioxide Detector to control VSD speed of Primary Fresh Air Handling Units (PAU)




105

机电工程署 EMSD

### Energy Efficient HVAC Equipment & Systems

Shatin Town Hall – 400 RT water-cooled chiller to be retrofitted with VSD to improve its part-load performance

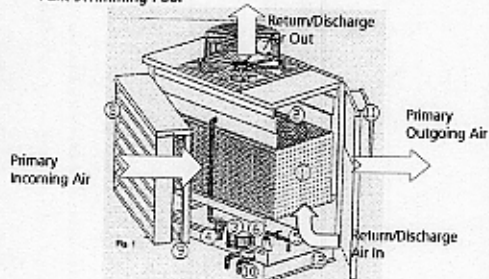


106

机电工程署 EMSD

### Energy Efficient HVAC Equipment & Systems

Indirect Evaporating Pre-cooling of Primary Air at Kowloon Park Swimming Pool




107

机电工程署 EMSD

### Energy Efficient HVAC Equipment & Systems

Indirect Evaporating Pre-cooling of Primary Air: Module Unit




108

机电工程署 EMSD

### Energy Efficient HVAC Equipment & Systems

- Indirect evaporating pre-cooling of primary air at Kowloon Park Swimming Pool using condensate water from AHUs (Data are still being collected on site. The anticipated reduction in cooling load in PAU is 20% or more)

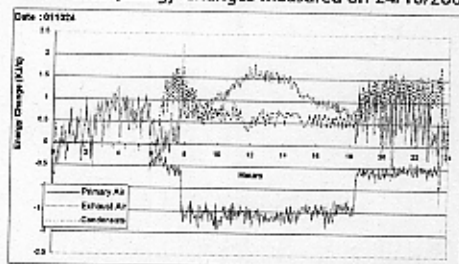


109

機電工程署 EMSO

### Energy Efficient HVAC Equipment & Systems

- Indirect evaporating pre-cooling of primary air at Kowloon Park Swimming Pool using condensate water from AHUs (Energy Changes measured on 24/10/2001)




110

機電工程署 EMSO

### Energy Efficient HVAC Equipment & Systems

- Evaporating cooling for air-cooled chillers at GPD and Yeung Uk Road Indoor Games Hall (Data are still being collected on site. Preliminary result showed 15% in energy saving)




111

機電工程署 EMSO

### Energy Efficient HVAC Equipment & Systems


- Automatic tube cleaning for seawater-cooled chiller at China Ferry terminal (Preliminary energy saving of 2.4% was found. Tubes were found clean & shiny after 1000 hours of operation)



112

機電工程署 EMSO

### Energy Efficient HVAC Equipment & Systems

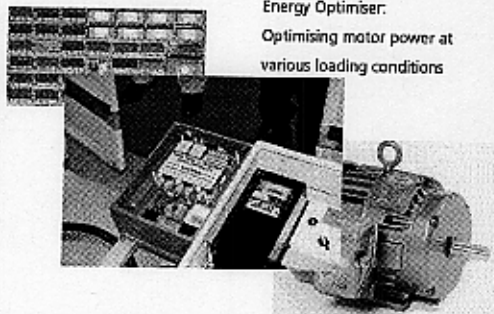


113

機電工程署 EMSO

### EE Equipment for Lift & Escalator

Energy Optimiser:  
Optimising motor power at  
various loading conditions



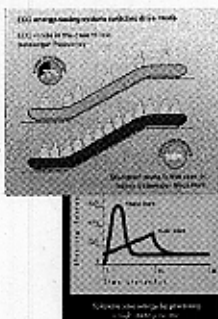
114

機電工程署 EMSO



### EE Equipment for Lift & Escalator

- Energy Optimiser is a solid-state voltage controller that reduces losses in induction motor by means of voltage reduction and soft starting
- Motor running at low load are inefficient with full voltage as its iron loss is proportional to its voltage squared
- Motor operating at variable voltage to suit various loads results in power factor improvement and loss reduction



115

机电工程署 EMSD

### EE Equipment for Lift & Escalator

- The UP escalator from G/F to 1/F at North Point GO was selected for trial
- The escalator was driven by a 7.5kW 3-phase motor with a direct-on-line starter
- The escalator operated from 8 am to 6 pm every working day and was not always loaded
- A 7.5kW energy optimiser was installed in the service pit together with changeover contactors, kWh meter and hour meter
- The escalator was tested with optimiser ON & OFF alternatively every week and measured data were collected for performance analysis

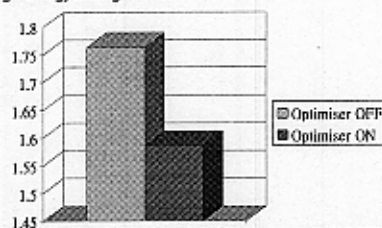


116

机电工程署 EMSD

### EE Equipment for Lift & Escalator

Summary of measured data recorded from Jan to March 2000:  
Average kWh per hour of operation with optimiser OFF = 1.763  
Average kWh per hour of operation with optimiser ON = 1.586  
Average Energy Saving = 10%



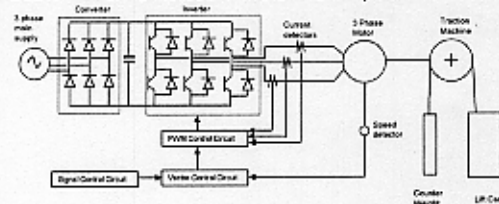
117

机电工程署 EMSD

### EE Equipment for Lift & Escalator

#### Traction Lift:

Use VVVF drive instead of DC or AC 2-Speed




118

机电工程署 EMSD

### EE Equipment for Lift & Escalator

Pilot Projects for converting AC 2-speed motor drive systems to Variable Voltage Variable Frequency (VVVF) have been carried out in Po On Market & WSD Staff Quarters at Kwai Fong. The measured energy saving is over 40%. Noise & riding comfort have also be improved as well.



119

机电工程署 EMSD

### Other Potential EE Equipment/Materials

- New solar control window film declared to achieve:
  - 73% visible light transmission
  - 94% infra red reflection
  - 99 ultra-violet rejection
  - 0.5 shading coefficient




Solar film being installed at EPD HQs for trial

120

机电工程署 EMSD

### Other Potential EE Equipment/Materials

- Water to air heat pump for hot water system (to replace gas boiler or electric storage heater and suitable for buildings with demand of hot water and cool air at the same time)




121

机电工程署 EMSD

### Other Potential EE Equipment/Materials

- New Light Sources: LED & Induction Lamps



122

机电工程署 EMSD

### Other Potential EE Equipment/Materials

- New and Renewable Energy



123

机电工程署 EMSD



For any further information please contact  
Martin Wu Kwok-tin, Building Services Engineer:  
Energy Efficiency Office, EMSD  
11/F, 111 Leighton Road, Causeway Bay, H.K.  
Tel. 2881 5125 E-mail: ktwu@emsd.gov.hk