

若牆內氣體喉因意外受損而引致漏氣，應當如何處理？

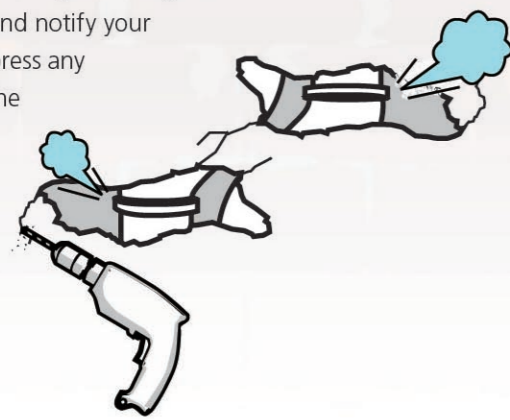
What to Do if a Concealed Pipe is Accidentally Damaged and a Gas Leak Occurs?

若情況許可，用戶應立即關掉氣錶前的緊急控制閥，截斷氣體供應。弄熄所有明火並盡量打開所有門窗，讓氣體消散。切勿使用電話或開關任何電掣。若漏氣情況嚴重，用戶應立即離開有關單位並通知鄰居疏散，但切勿按動任何門鈴。利用樓梯離開建築物，撥999通知消防處，然後等待緊急救援人員上門處理。



▲ 氣錶前的緊急控制閥
Emergency control valve upstream of gas meter

If possible, the consumer should stop the gas flow immediately by turning off the emergency control valve upstream of the gas meter to cut off gas supply. Extinguish all naked flames and open all windows and doors widely to disperse the leaked gas. Do not use the telephone or operate any electrical switches. If the gas leakage is serious, leave the premises at once and notify your neighbours to evacuate, but do not press any doorbells. Leave the building by the staircase, dial 999 to notify the Fire Services Department and wait for emergency service people to attend the scene.


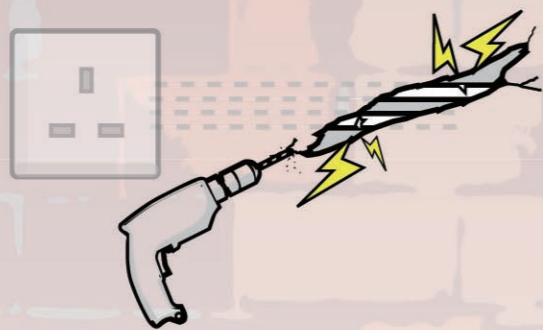


若牆內電線導管因意外損毀，應當如何處理？

What to Do if a Concealed Conduit is Accidentally Damaged?

若牆內電線導管因意外損毀，用戶應立刻關掉單位內的電力總掣，在損毀位置附近加上適當標記及設置屏障，以避免其他人士無意中觸及受損部分。另外，用戶亦應立即安排註冊電業承辦商維修。註冊電業承辦商的登記名冊可在下列地方查閱：

- (i) 機電工程署網頁 www.emsd.gov.hk；
- (ii) 各區民政事務處的諮詢服務中心；或
- (iii) 位於九龍啟成街3號地下的機電工程署客戶服務部。



If a concealed conduit is damaged accidentally, the consumer should switch off the main switch of the flat, affix suitable warning notice near the affected area and provide appropriate isolation screen to avoid inadvertent contact of the affected installation by others. The consumer shall also arrange for a registered electrical contractor to carry out repairing work. The registrar of registered electrical contractors is available for inspection at:

- (i) EMSD's web site: www.emsd.gov.hk;
- (ii) Public Enquiry Service Centres of District Offices; or
- (iii) EMSD's Customer Services Office at G/F, 3 Kai Shing Street, Kowloon.



我有什麼查詢途徑？ How Do I Further Enquire?

大家如需要有關氣體或電力裝置的進一步資料，請聯絡相關氣體工程承辦商或註冊電業承辦商/工程人員。你亦可致電政府熱線1823或瀏覽機電工程署網頁：

For further information on gas or electrical installations, please contact your registered gas contractors or registered electrical contractors/workers. You may also call 1823 Citizen's Easy Link or browse the EMSD web site at:



www.emsd.gov.hk



機電工程署
Electrical and Mechanical Services Department

香港九龍啟成街3號
3 Kai Shing Street, Kowloon, Hong Kong

電話 Tel: 1823
電郵 E-mail: info@emsd.gov.hk

氣體安全監督
Gas Authority


傳真 Fax: 2576 5945

電力法例部
Electricity Legislation Division

傳真 Fax: 2895 4929

避免破壞牆內暗藏的 氣體及電氣喉管 Avoid Damage to Concealed Pipes and Conduits





牆內暗藏喉管 被破壞的原因 Causes of Damage to Concealed Pipes and Conduits

在屋苑及家居進行裝修，例如更換陳舊的牆內暗藏氣體喉管、水喉管、電線導管或消防裝置等，甚至一般的環境美化工程，都會實施鑽挖或貫穿牆壁的工序。由於不少氣體用戶喉管及電線導管均埋藏於牆壁內，施工時偶一不慎便會因貫穿牆壁而破壞內牆喉管，導致氣體洩漏、觸電等意外，威脅施工人員及公眾的安全。本單張就如何進行鑽挖或貫穿牆壁等裝修工序提供基本的安全指引，從而避免因破壞牆內暗藏的氣體喉管或電線導管而造成意外，以確保施工人員和公眾的安全。

Decoration works (such as replacement of old concealed gas pipes, water pipes, conduits and fire service installations, and even landscaping) carried out in housing estates and flats often involve drilling or penetration of walls. Since many gas pipes and conduits are installed inside walls, damage to concealed pipes and conduits arising from the penetration of walls may cause gas leaks, electric shocks, etc., which will endanger the workers and the public. This leaflet provides general safety guidelines on decoration works involving drilling and penetration of walls in order to avoid damage to concealed gas pipes or conduits and hazards to the workers and the public.


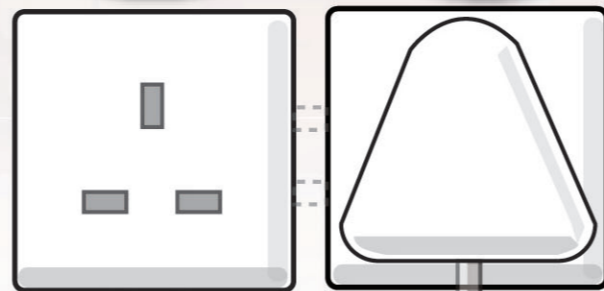
用戶須注意的事項 Points to Note for Consumers

氣體用戶喉是指供氣給某一特定客戶的氣體管道，部份可能藏於牆壁內。一般而言，業主有責任定期檢查及維修氣錶後的用戶喉。至於氣錶前的供氣分喉，則由氣體供應公司負責檢查。氣體供應商亦會每18個月為供氣分喉、用戶喉及氣體裝置作一次安全檢查。有關維修的要點，可參閱本署發行的《定期檢修氣體上給供氣分喉及用戶喉》小冊子。

Installation pipes are gas pipes which supply gas to individual consumers. Part of them may be concealed inside walls. In general, owners are responsible for regular inspection and maintenance of installation pipes downstream of gas meters while gas suppliers are responsible for the inspection of service pipes upstream of gas meters. Gas suppliers provide regular safety inspections of service pipes, installation pipes and gas installations once every 18 months for consumers. For maintenance issues, please refer to our leaflet "Regular Inspection and Maintenance of Service Risers and Installation Pipes".

電氣方面，一般埋藏於樓板、天花板或牆壁內的電線，會安裝於金屬或塑膠導管（俗稱燈喉）內，而這些導管是固定電力裝置的一部份。根據《電力條例》（第406章），任何固定電力裝置工程（包括安裝、校驗、檢查、測試、維修、改裝、修理和監督的工作及簽發證明書），必須由註冊電業承辦商及註冊電業工程人員進行。

Electric cables concealed in floors, ceilings or walls are installed inside metal or plastic conduits, which form parts of a fixed electrical installation. According to the Electricity Ordinance (Cap. 406), all works involving fixed electrical installations (including installation, commissioning, inspection, testing, maintenance, modification, repair, monitoring and certification) must be carried out by registered electrical contractors and registered electrical workers.



用戶在進行裝修工程時，請緊記督促有關承辦商及施工人員採取合理的步驟，避免破壞牆內暗藏的氣體喉管或電線導管。若有關裝修工程涉及固定電力裝置，請確認聘用的承辦商是一註冊電業承辦商；若有關裝修工程涉及氣體裝置，則請確認聘用的承辦商是一註冊氣體工程承辦商。

When decoration works are carried out, consumers are reminded to urge contractors and workers to take reasonable steps to avoid damage to concealed pipes and conduits. If the works involve fixed electrical installations, consumers have to make sure that the contractor employed is a registered electrical contractor; and if the works involve gas installations, consumers have to make sure that the contractor employed is a registered gas contractor.



裝修承辦商須注意的事項 Points to Note for Decoration Contractors

裝修承辦商須了解裝修單位範圍內的氣體及電力裝置，特別是氣體緊急控制閥和配電箱的位置，以便在緊急情況下立即截斷氣體或電力供應。在進行鑽挖或貫穿樓板、天花板或牆壁的工序前，可向氣體供應公司或該屋苑的物業管理公司查詢牆內喉管的路線記錄，從而確定牆內喉管的位置，以避免在牆內氣體喉管經過的地方進行鑽挖或鑽洞。在操作時必須小心從事，如有懷疑，須棄用電動工具，改用手工具。裝修承辦商亦可利用金屬探測器，在施工前探勘牆內喉管的確實位置，減低破壞牆內喉管的機會。



▲ 使用金屬探測器確定牆內喉管位置
Use metal detector to detect the exact position of concealed pipes and conduits.

Decoration contractors should pay attention to the gas and electrical installations in the flats to be decorated, especially the installed locations of the gas emergency controls and electricity distribution boards, so that gas or electricity supply can be cut off in emergency situations. Before the floors, ceilings or walls are drilled or penetrated, you can consult the gas supplier or the property management office on the alignments of concealed pipes. Prior to drilling or penetrating the walls concealing them, you should further confirm the locations of such pipes and conduits. Exercise care in the operation, and in case of doubt, hand tools should be used instead of power tools. Before work execution, you may also use metal detectors to detect the exact positions of concealed pipes and conduits to avoid damaging them.

