


ENERGY SAVING TIPS FOR OFFICE



Contents

Introduction	2
Air Conditioning (AC) and Ventilation	3
Lighting	4
Office Equipment	5
Photocopier and printer	
Fax Machine	
Computer	
Related Websites	7



Introduction


This booklet[^] aims to provide tips for saving energy in the office.

Some simple energy saving tips at office:

- Set and maintain air-conditioned room temperature between 24°C and 26°C in summer.
- Switch off office equipment that are not in use.
- Use appliances with timer control or automatic power-off function. Do not leave them in standby mode for a long period of time or after office hours.
- Procure energy efficient office equipment, such as those with an energy label.
- Carry out regular maintenance on office equipment for optimal energy efficiency performance.
- Before leaving the office, arrange the last-man-out to check and switch off the power sources to all air conditioning, lighting and office equipment that are not in use.


[^] This booklet can be downloaded from this link:

http://www.emsd.gov.hk/en/energy_efficiency/energy_management/publications/index.html




Air Conditioning and Ventilation

- Set and maintain air-conditioned room temperature between 24°C and 26°C in summer.
- Switch off the AC and ventilation equipment in offices, meeting rooms, etc. right after use. Affix “Save Energy” stickers as a reminder at the exits.
- Keep the windows and doors closed when the AC is turned on and use curtains or blinds to shade against sunlight.
- Keep doors closed between air-conditioned and non-air-conditioned areas, such as those between the office and the outdoor, lift lobbies, toilets or stores.
- Switch off lighting and heat-producing appliances that are not in use to reduce AC cooling load.
- Consider using an electric fan in conjunction with AC to spread cooled air more effectively.
- Set an indoor AC unit to low fan speed as the normal setting. Use a high fan speed first rather than lowering the temperature setting to cater for an increased cooling demand.
- Dress light to minimize the use of AC.
- Install occupant sensors to automatically switch on and off the AC and ventilation equipment in areas that are infrequently used, e.g. conference rooms.
- Install thermometers to monitor the room temperature to avoid excessive cooling.
- Clean dust filters of AC and ventilation equipment regularly.
- Remove obstructions from air vents of AC and ventilation equipment.




Lighting

- Use lamps with high energy efficiency, such as Light Emitting Diode (LED) lamps or integrated type compact fluorescent lamps (CFLs). Make reference to the energy label on the product, where a "Grade 1" product is the most energy efficient, "Grade 5" is the least.
- Maximize daylight usage.
- Switch off the lights that are not in use. Affix "Save Energy" stickers near the light switches as a reminder.
- With few people working in the office, switch off the non-essential lighting, and minimize the use of general lighting by using task lights to directly illuminate the work areas.
- Maintain only those lighting which are essentially needed for safety, security or other specific purposes in areas that are infrequently occupied.
- Remove excessive lighting in areas that are too bright.
- Install parabolic-type lighting reflectors to reflect sufficient light so that fewer lamp sources are used to achieve the required illumination level.
- Install occupancy/motion sensors to automatically control on/off of lighting in public areas such as corridors, toilets etc.
- Install lighting zone control to switch off the lighting in unoccupied areas.
- Replace conventional internally illuminated exit and directional signs with LED type for energy saving and longer lamp life.
- Keep all windows and light fittings clean to achieve optimum lighting performance.



Photocopier and Printer

- Choose energy efficient photocopiers and printers, such as those with an energy label.
- Use timer switches or arrange the last-man-out to switch off all photocopiers and printers after office hours to reduce power consumption.
- Set photocopiers and printers to enter as soon as possible the "Low Power" or "Off" mode when idling.
- Do not leave photocopiers in standby mode for a long period of time. The energy wasted by a photocopier left in standby mode overnight is sufficient for making up to 700 copies of A4 sized document.
- Do not leave printers in standby mode for a long period of time. The power wasted by a desktop printer left in standby mode after office hours accounts for 70% of the total energy consumed by that printer.
- Photocopying in batches to minimize the energy consumption due to frequent starting of a photocopier.
- Adjust the margins and font sizes of a document to optimize the use of paper.
- Use the "Print Preview" function to check and confirm the layout and style of a document before printing to minimize wastage of paper and energy due to printing errors.
- Follow the maintenance schedules of the appliances as recommended by the manufacturers or suppliers.




Fax Machine

- Choose energy efficient fax machines, such as those with an energy label.
- If there are multiple fax machines, divert all faxes to one or two units in non-office hours and switch off the remaining units.
- Set fax machines to enter as soon as possible the "Sleep" mode when idling.
- Avoid using a full sheet of paper as the cover page of a fax. If necessary, use a stick-on label instead of a cover page to save paper.
- Using existing computers to receive faxes can save the resources of printing out the faxes.

Computer

- Choose energy efficient computers and monitors, such as those with an energy label.
- Switch off computers after office hours or before leaving the workplace to save energy.
- Switch off computer servers of non-essential services before weekends and public holidays to reduce power consumption.
- Use intelligent power extension unit to automatically switch off peripheral devices, such as monitors and printers, to reduce standby power consumption.
- Switching off the screen saves more energy than running the "screen saver" programme .
- Reduce the brightness of a screen to the lowest level with which the user is comfortable.
- Use the power management function to turn the PC into "sleep" or "hibernation" mode as appropriate when it is idle.



Related Websites

Environment Bureau/Electrical and Mechanical Services Department -
Energy Saving for All

<https://www.energysaving.gov.hk/en/home/index.html>

<https://www.emsd.gov.hk/energyland/en/home/index.html>

<https://ee.emsd.gov.hk/english/index.html>

<https://re.emsd.gov.hk/english/index.html>

<https://www.emsd.gov.hk/energylabel/en/about/background2.html>

https://www.emsd.gov.hk/en/energy_efficiency/voluntary_energy_efficiency_labelling_scheme/index.html

Environmental Protection Department - Energy Saving, Waste Less and
Low Carbon Living Style

http://www.epd.gov.hk/epd/english/how_help/living_style/living.html

Water Supplies Department - Water Conservation

<https://www.waterconservation.gov.hk/en/home/index.html>

HK Electric - Smart Power

<https://www.hkelectric.com/en/smart-power-services/smart-home-and-workplace>

CLP - Energy Saving Tips

<https://powerconnect.clp.com.hk/en/CLP-PowerConnect/Energy-Saving-Tips>



機電工程署 能源效益事務處
Energy Efficiency Office
Electrical and Mechanical Services Department
九龍灣啟成街 3 號
3 Kai Shing Street, Kowloon, Hong Kong
電話 Tel : (852) 2808 3465
傳真 Fax : (852) 2890 6081
網址 Homepage : <http://www.emsd.gov.hk>
電郵 E-mail : eepublic@emsd.gov.hk

2022 Edition

機電工程署
EMSD

