



Tips for Energy Saving

Variable Voltage Variable Frequency (VVVF) controller

Reduce starting currents by as much as **80%**

VVVF Lift Drive employs frequency inverter technology, which regulates input voltage and frequency throughout the journey, drawing much less current, and hence less energy. Wear and tear of the equipment can also be reduced during start/stop.

Energy optimizer

Energy saving up to **10%**

It reduces losses in induction motor by way of voltage reduction and soft starting capability, and excessive wear of mechanical gears, chains, belts etc. associate with the mechanical transmission system.



VVVF drive in lift



Energy optimizer

Modernisation of Aged Lifts Saves Energy

Reduces Carbon Emissions and Enhances Safety



Scan the QR code
for more details



Printed on
recycled paper


1823

www.emsd.gov.hk

機電工程署
EMSD




Applicable Solutions for Enhancing Requirements of Existing Lifts



1. Install a double brake system

The lift will be able to stop safely even if one set of the brake fails



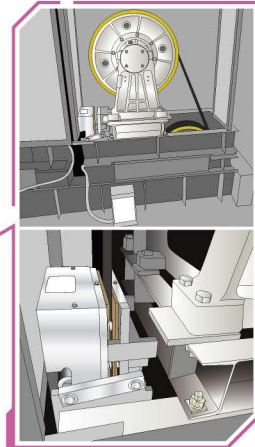
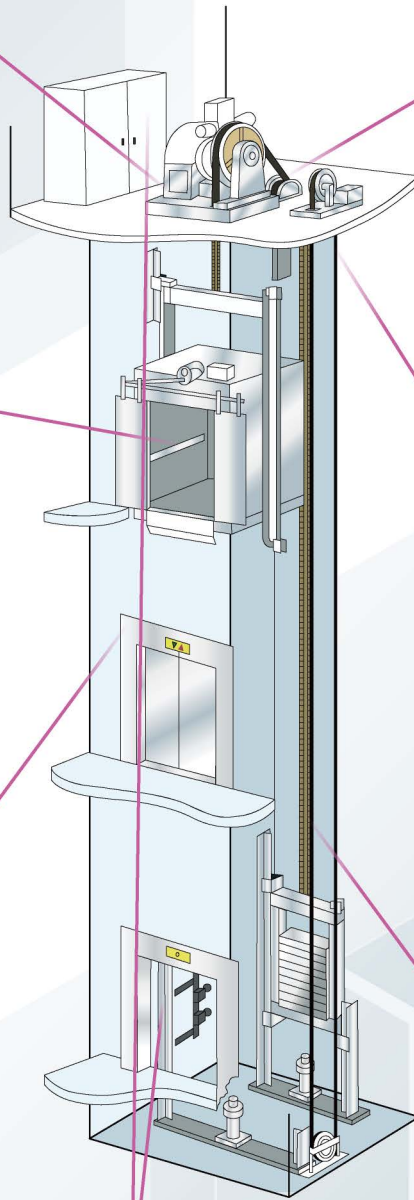
4. Install advanced car door mechanical lock and door safety edge

Prevent passengers inside the lift cars from forcibly opening the lift door, and from being struck by the lift door as it is closing



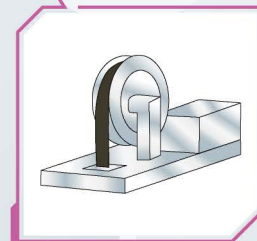
5. Add an intercom & CCTV system

It enables trapped lift passengers to communicate instantly with staff, speedy rescue action for trapped passengers.




2. Install an unintended car movement protection device on the brake system

Prevent any unintended lift car movement



3. Install an ascending car overspeed protection device

Prevent overspeed of an ascending lift car



6. Install an obstruction switch to protect suspension ropes

Prevent from excessive wear and tear of suspension ropes and sheaves

7. Add automatic rescue devices

Prevent passengers from being trapped in case of power failure