

## Download “iAM Smart”, Register “iAM Smart +”



- Register "iAM Smart" with mobile phone (For persons aged 18 or above)




<https://www.youtube.com/watch?v=IK9S2sAG3zI>

- Register "iAM Smart+" at Self-registration Kiosk (For persons aged 18 or above)



<https://www.youtube.com/watch?v=624zV6w8Qtg>




<https://apps.apple.com/app/id1515065344>



<https://play.google.com/store/apps/details?id=hk.gov.ogcio.iamsmart>



## Download “E&M Trade App”



<https://apps.apple.com/hk/app/id1490767426>



[https://play.google.com/store/apps/details?id=hk.gov.emsd.trade&hl=zh\\_HK](https://play.google.com/store/apps/details?id=hk.gov.emsd.trade&hl=zh_HK)

## Open “EMSD (Regulatory Services) Web-Based Registration Services”

1. By the following link:

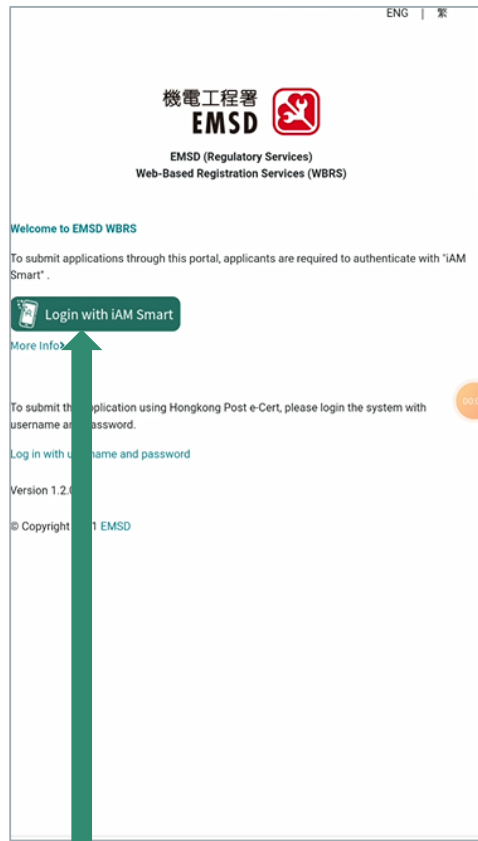
<https://wbrs.emsd.gov.hk/wbrs/#/>

OR

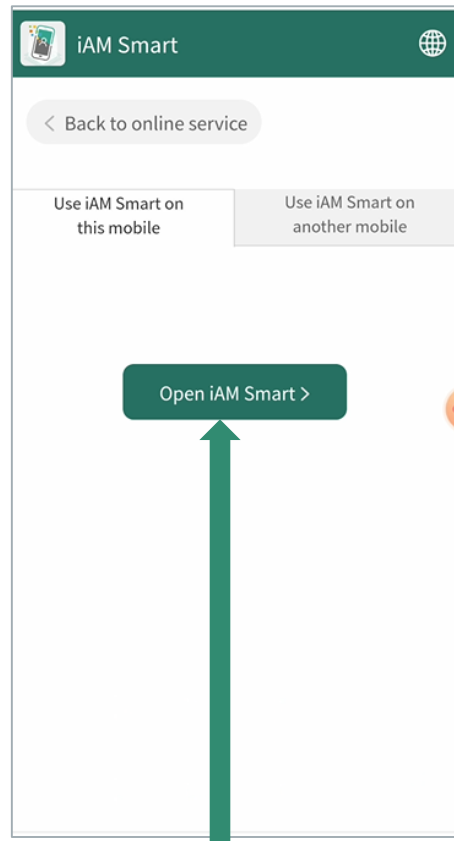
2. Open “E&M Trade App” home page, click on the “iAM Smart +” Electronic Submission for REW License Renewal banner



## EMSD (Regulatory Services) Web-Based Registration Services - Login with Mobile Phone




Login with iAM Smart



Open iAM Smart



Login iAM Smart Account



Continue

## EMSD (Regulatory Services) Web-Based Registration Services - Login with Computer

The tutorial illustrates the login process for EMSD (Regulatory Services) Web-Based Registration Services using iAM Smart. The process is shown across four stages:

- Stage 1: Computer Screen**  
The user is on the EMSD website. A green arrow points to the "智方便登入" (iAM Smart Login) button. A green box below says "Login with iAM Smart".
- Stage 2: iAM Smart App**  
The user is in the iAM Smart app. A green arrow points to the "掃描二維碼 (QR Code)" button. A green box below says "Use iAM Smart on another mobile, tap the scan button in iAM Smart App, scan the QR code".
- Stage 3: Login Screen**  
The user is on the login screen. A green arrow points to the "登入帳戶" (Login Account) button. A green box below says "Login iAM Smart Account".
- Stage 4: Confirmation Screen**  
The user is on the confirmation screen. A green arrow points to the "Continue" button. A green box below says "Continue".

# “iAM Smart +” Electronic Submission for REW License Renewal Tutorial

## Select Form - Form 8: New/Renewal/Change of Grade of Electrical Work Application for Electrical Worker Registration

Front-end Build Time: 24/6/2021, 4:52:02 pm

ROLE SELECTION

Please select the role to begin, some functions are restricted to certain authenticated personnel only.

Click the button below to refresh roles:

Refresh Roles

Electricity

☒ Registered Electrical Worker

☐ Other Applicant

Continue

Select “Registered Electrical Worker”, then click “Continue”

Front-end Build Time: 24/6/2021, 4:52:02 pm

APPLICATIONS STARTED

Online Electronic Submission

You can start a new application submission from the list of applications that are eligible to be submitted by you.

Draft Application(s)

If you had saved your incomplete application as draft previously, you can retrieve the draft and resume the submission.

Outstanding Payment(s)

When you have applications whose application fee should be paid before the processing of the application started, you can select those applications and pay the application fee by the provided payment method.

Application Payment History

You can review the payment which you had been handled in WBRS.

Role Selection

When necessary, you can switch to an appropriate role for handling the application accordingly.

Click the upper left corner

機電工程署 EMSD

ENG | 粵

Online Electronic Submission

Draft Application(s)

Outstanding Payment(s)

Application Payment History

Role Selection

Logout

Select “Online Electronic Submission”

Front-end Build Time: 24/6/2021, 4:52:02 pm

ONLINE ELECTRONIC SUBMISSION

Please select the required registration form and click “Start” button to input and submit online applications.

Select Type of Service

Lift and Escalator

Form No.	Form Title	Mobile/Desktop	Online Submission
Form 8	Form 8 - New/Renewal/Change of Grade of Electrical Work Application for Electrical Worker Registration		<input type="button" value="Start"/>

Select Type of Service

Front-end Build Time: 24/6/2021, 4:52:02 pm

ONLINE ELECTRONIC SUBMISSION

Please select the required registration form and click “Start” button to input and submit online applications.

Select Type of Service

Electricity

Form No.	Form Title	Mobile/Desktop	Online Submission
Form 8	Form 8 - New/Renewal/Change of Grade of Electrical Work Application for Electrical Worker Registration		<input type="button" value="Start"/>

上一步 下一步 完成

- ☐ Lift and Escalator
- ☐ Amusement Rides
- ☐ Builder's Lift and Tower Working Platform
- ☒ Electricity

Choose “Electricity”

# “iAM Smart +” Electronic Submission for REW License Renewal Tutorial

## Select Form - Form 8: New/Renewal/Change of Grade of Electrical Work Application for Electrical Worker Registration

Front-end Build Time: 24/6/2021, 4:52:02 pm

ONLINE ELECTRONIC SUBMISSION

Please select the required registration form and click "Start" button to input and submit online applications.

Select Type of Service

Electricity

Form No.	Form Title	Mobile/Desktop	Online Submission
Form 8	Form 8 - New/Renewal/Change of Grade of Electrical Work Application for Electrical Worker Registration	/	<a href="#">Start</a>

“Start” filling the Form

Front-end Build Time: 24/6/2021, 4:52:02 pm

FORM 8 - NEW/RENEWAL/CHANGE OF GRADE OF ELECTRICAL WORK APPLICATION FOR ELECTRICAL WORKER REGISTRATION

NOTES TO FORM 8

RENEWAL APPLICATION FOR ELECTRICAL WORKER REGISTRATION

1. For renewal application, only one application form is allowed at each time. Duplicate application will not be accepted. Applicant fee is HK\$315. The paid application fee will not be refunded regardless of the result of application.

2. With effect from 1 January 2012, Registered Electrical Workers (REWs) applying for registration renewal, or re-registration submitted after the expiry date of the original registration, will be required to have completed two modules of Continuing Professional Development (CPD) training, namely (1) Legislative and Safety Requirements; and (2) Technical Knowledge, before submitting the application. When receiving the renewal application from REW, EMSD will verify his CPD training record before processing the renewal application. For details of CPD scheme, please refer to [www.emsd.gov.hk](http://www.emsd.gov.hk).

PERSONAL DATA PRIVACY STATEMENT

Purpose of Personal Data Collection

The personal data provided by means of this form will be used by the Government for the following purposes:

(a) To assess your academic/training qualifications and electrical work experience, including approaching the related academic institutions or your employer(s) for verification when required, in order to determine your eligibility for registration as an electrical worker in accordance with the relevant provisions of the Electricity (Registration) Regulations; and

(b) To facilitate communication between Government and yourself.

Classes of Transferees

Upon the acceptance of your registration, your personal data will be kept at the Electrical and Mechanical Services Department and disclosed to the data users of the department.

Your personal data limited to your name, registration number, grade of electrical work, expiry date of registration, the information of

[Back](#) [Start](#)

Read the notes to Form 8 and agree with the personal data privacy statement, then click “start” to proceed

# “iAM Smart +” Electronic Submission for REW License Renewal Tutorial

## Renewal Application for Electrical Worker Registration - Step 1 (Application Form)

Step 1 Application Form Step 2 Confirmation Step 3 Result

FORM 8 - NEW/RENEWAL/CHANGE OF GRADE OF ELECTRICAL WORK APPLICATION FOR ELECTRICAL WORKER REGISTRATION

\* Indicates a required field

Section A: Type of Application Section B: Registration Particulars Section C: Personal Particulars

Section A: Type of Application

(Please tick in the appropriate box and only one type of application is allowed)

☒ Renewal of Registration; Please complete section (B) & (C)

Other options:  
Please complete appendix Form 8A  
☐ New registration as an electrical worker  
☐ Change of grade of electrical work  
☐ Additional permitted electrical work

Back Next

Tick “Renewal of Registration”, click “Next”

Front-end Build Time: 24/6/2021, 4:52:02 pm

Step 1 Application Form Step 2 Confirmation Step 3 Result

FORM 8 - NEW/RENEWAL/CHANGE OF GRADE OF ELECTRICAL WORK APPLICATION FOR ELECTRICAL WORKER REGISTRATION

\* Indicates a required field

Section A: Type of Application Section B: Registration Particulars Section C: Personal Particulars

Section B: Registration Particulars

(for registered electrical worker only)

Reg. No. \*

W066640

Grade \*

A

Expiry Date \*

05/09/2021

Permitted Work

A0

CPD Training

You have not attended CPD Lesson.

☒ You understand this application may be rejected during haven't attend CPD Lesson.  
You have attended \ will attend CPD Lesson on: \*

Back Next

Fill in Registration Particulars (including CPD training record), click “Next”

Grade \*

A

Expiry Date \*

05/09/2021

Permitted Work

June 2021

CPD

27 28 29 30 1 2 3

during haven't attend

Back Next

Front-end Build Time: 24/6/2021, 4:52:02 pm

Step 1 Application Form Step 2 Confirmation Step 3 Result

FORM 8 - NEW/RENEWAL/CHANGE OF GRADE OF ELECTRICAL WORK APPLICATION FOR ELECTRICAL WORKER REGISTRATION

\* Indicates a required field

Section A: Type of Application Section B: Registration Particulars Section C: Personal Particulars

Section C: Personal Particulars

(This part must be completed)

Title \*

MR

Date of Birth \*

01/01/1969

Name in English (Surname first) \*

WONG, CHI YAN

Name in Chinese

黃智恩

HKID No. \*

G501345(2)

Correspondence Address \*

新界

沙田馬鞍山

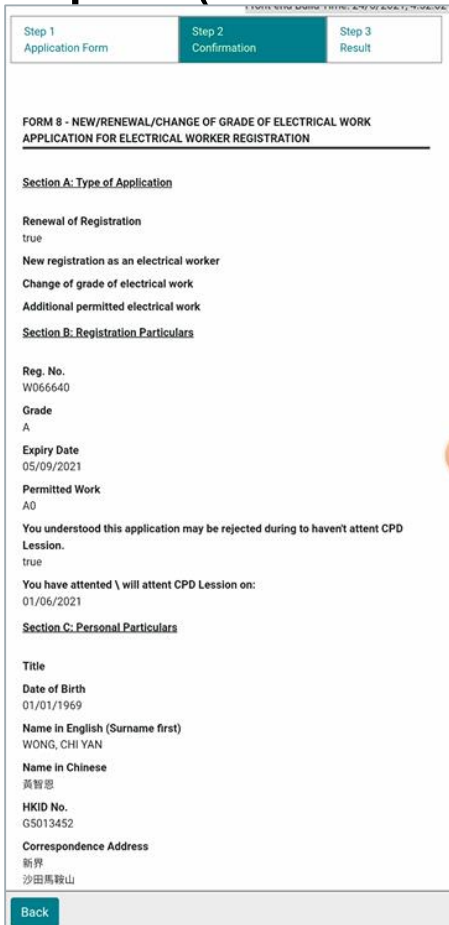
新港城M座13樓7室

Back Next

Fill in Personal Particulars, click “Next”

# “iAM Smart +” Electronic Submission for REW License Renewal Tutorial

## Renewal Application for Electrical Worker Registration - Step 2 (Confirmation)



Step 1 Application Form Step 2 Confirmation Step 3 Result

FORM 8 - NEW/RENEWAL/CHANGE OF GRADE OF ELECTRICAL WORK APPLICATION FOR ELECTRICAL WORKER REGISTRATION

**Section A: Type of Application**

Renewal of Registration  
true

New registration as an electrical worker

Change of grade of electrical work

Additional permitted electrical work

**Section B: Registration Particulars**

Reg. No.  
W066640

Grade  
A

Expiry Date  
05/09/2021

Permitted Work  
A0

You understood this application may be rejected during to haven't attend CPD Lesson.  
true

You have attended \ will attend CPD Lesson on:  
01/06/2021

**Section C: Personal Particulars**

Title

Date of Birth  
01/01/1969

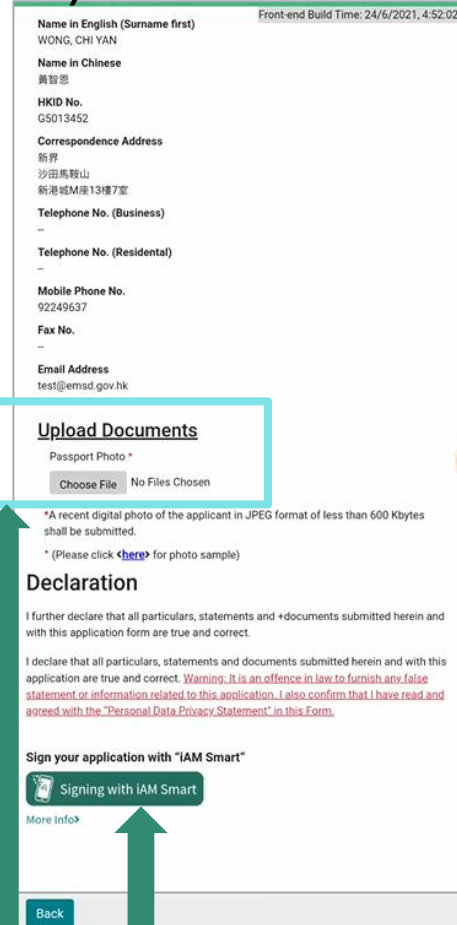
Name in English (Surname first)  
WONG, CHI YAN

Name in Chinese  
黃智恩

HKID No.  
G5013452

Correspondence Address  
新界  
沙田馬鞍山  
新港城M座13樓7室

Back



Front-end Build Time: 24/6/2021, 4:52:02 p

Name in English (Surname first)  
WONG, CHI YAN

Name in Chinese  
黃智恩

HKID No.  
G5013452

Correspondence Address  
新界  
沙田馬鞍山  
新港城M座13樓7室

Telephone No. (Business)  
-

Telephone No. (Residential)  
-

Mobile Phone No.  
92249637

Fax No.  
-

Email Address  
test@emsd.gov.hk

**Upload Documents**

Passport Photo \*

Choose File No Files Chosen

\*A recent digital photo of the applicant in JPEG format of less than 600 Kbytes shall be submitted.

\* (Please click [there](#) for photo sample)

**Declaration**

I further declare that all particulars, statements and +documents submitted herein and with this application form are true and correct.

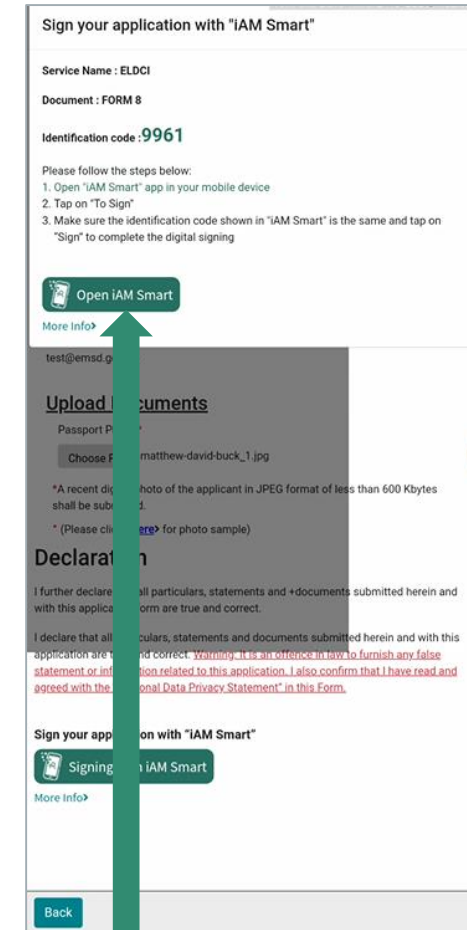
I declare that all particulars, statements and documents submitted herein and with this application are true and correct. **Warning: It is an offence in law to furnish any false statement or information related to this application. I also confirm that I have read and agreed with the "Personal Data Privacy Statement" in this Form.**

Sign your application with "iAM Smart"

Signing with iAM Smart

More Info>

Back



Sign your application with "iAM Smart"

Service Name : ELDCl

Document : FORM 8

Identification code : **9961**

Please follow the steps below:

1. Open "iAM Smart" app in your mobile device
2. Tap on "To Sign"
3. Make sure the identification code shown in "iAM Smart" is the same and tap on "Sign" to complete the digital signing

Open iAM Smart

More Info>

test@emsd.gov.hk

**Upload Documents**

Passport Photo \*

Choose File matthew-david-buck\_1.jpg

\*A recent digital photo of the applicant in JPEG format of less than 600 Kbytes shall be submitted.

\* (Please click [there](#) for photo sample)

**Declaration**

I further declare that all particulars, statements and +documents submitted herein and with this application form are true and correct.

I declare that all particulars, statements and documents submitted herein and with this application are true and correct. **Warning: It is an offence in law to furnish any false statement or information related to this application. I also confirm that I have read and agreed with the "Personal Data Privacy Statement" in this Form.**

Sign your application with "iAM Smart"

Signing with iAM Smart

More Info>

Back

Check application particulars, upload a recent colour photograph with white background, click "Signing with iAM Smart" after confirmation

Sign the application with "iAM Smart", "Open iAM Smart"

## Renewal Application for Electrical Worker Registration

### - Step 2 (Confirmation) (Sign the document)

Please check the information of the signed documents, and agree to sign

- Department Name  
**EMSD**
- Service Name  
**ELDCI**
- Document Name  
**FORM 8**
- Identification Code  
**9961**

Sign

Cancel

Check the information of the document, and agree to sign

Please verify with Fingerprint.  
Once it's verified, the document will be signed.

Verify Fingerprint

Use “iAM Smart +” digital signing

Document successfully signed

Back to “e-Service”

Document successfully signed, click “Back to “e-Service” ”

# “iAM Smart +” Electronic Submission for REW License Renewal Tutorial

## Renewal Application for Electrical Worker Registration - Step 3 (Result) (Online payment)

Step 1 Application Form Step 2 Confirmation Step 3 Result

FORM 8 - NEW/RENEWAL/CHANGE OF GRADE OF ELECTRICAL WORK APPLICATION FOR ELECTRICAL WORKER REGISTRATION

Application Received

Application No.: C210000114

Date: 2021-06-25

You may pay the fee for this current application immediately or you may pay multiple applications.

To pay for this single application fee, press **Proceed to payment**

To pay for multiple application fee, press **Pay multiple forms**

Print Back To Menu

After submission of application, the system will show the following message and generate an application no., click “Proceed to payment”

APPLICATION PAYMENT SUMMARY

Please select your desired payment method

Application No.	Division	Form Name	Amount
C210000114	Electricity Legislation Division	Form 8 - New/Renewal/Change of Grade of Electrical Work Application for Electrical Worker Registration	\$315.00

Total: \$315.00

Payment Method \*

☐ Pay by Cash

☐ Pay by Cheque

☐ Pay by General Demand Note

☐ Pay by Online Payment #

**Proceed**

# Note  
Internet security software, if installed, may offer security feature that triggers protection mode browser for handling the financial transactions, including Online Payment. Such kind of feature may cause the browser to respond an error message [PAY-E-0000]. For details please refer to the Q1 of the page "FAQs about GovHK Online Services" on the GovHK Portal at <https://www.gov.hk/en/about/helpdesk/faq/infosec/index.htm>

Choose “Pay by Online Payment”

Screen ID: SC-PAY-C-001 - Google Chrome

epaygateway1.egisdcctr.gov.hk/e/paymentsserver/onlinepay...

GovHK 香港政府一站通

網上付款服務

請選擇付款方式:

服務類別  
機電工程署 (規管服務) 網上註冊服務

商戶名稱  
Electrical and Mechanical Services Department

交易日期  
10-06-2021

交易參考編號  
2021 0610 1100 0042

總額  
HK\$ 475.00

付款方式\*

☐ JCB

☐ Mastercard

☐ VISA

☐ UnionPay 銀聯

☐ PPS 繳費靈

取消付款 付款

• 請記得此交易參考編號或列印本頁，以備需要時查詢付款狀況。  
• 按「付款」鍵後，請不要在你收到確認通知前離開，否則你的申請可能不被接納。  
• 商戶名稱只適用於信用卡付款方式。  
• 「繳費靈」即網上購物服務 (「繳費靈」) 暫不支援於流動裝置 (包括手提電話及平板電腦) 的瀏覽器所進行之交易，如欲以「繳費靈」付款，請改為使用電腦。  
• 在特殊情況下，有關部門可能需要安排退款，如該款項經由信用卡支付，一般情況下，有關退款只可退回客戶之前用於支付該款項之信用卡戶口。  
• 替政府收取信用卡付款的銀行或收單系統會間歇地出現反應緩慢的情況，使用者可能會見到一個系統故障的頁面，或須等待較長的時間，系統才有回應，該銀行及其網上收單系統承辦商現正進行調查，並會盡快把服務恢復正常。若你使用信用卡付款時出現問題，你可以稍後重試，或轉用其他付款方式，如有不便，敬請原諒。  
• 為提高網上交易的安全性，JCB、Mastercard及Visa設計了「J/Secure」、「Mastercard SecureCode」及「Visa驗證」服務，藉購物時核實持卡人身份，於網上付款時，不同的發卡機構或會以不同的方式來核實持卡人的身份，請注意，於核實身份時，某些發卡機構或只會提供英文版本的介面以供輸入，如欲查閱更多有關「J/Secure」、「

Choose Payment Method

## Renewal Application for Electrical Worker Registration - Step 3 (Result) (Download Receipt)

Front-end Build Time: 10/6/2021 下午6:38

申請費用的繳付總覽

網上付款成功

付款參考編號 : 2021061011000042  
付款日期 : 10/06/2021

部別	表格名稱	金額
電力法例部	表格 8 - 新申請 註冊為電業工程 人員/註冊電業工 程人員續期/更改 電力工程級別申 請表格	\$475.00

總金額 : \$475.00

請點選這裡下載收據pdf檔。

Click “Here” to  
download receipt

機電工程署 EMSD

Electrical and Mechanical Services Department  
The Government of the Hong Kong Special Administrative Region  
3 Kai Shing Street, Kowloon, Hong Kong  
機電工程署  
香港特別行政區政府  
香港九龍啟成街3號  
Enquiry Telephone No 查詢電話: (852) 2808 3391

**Web-Based Registration Services 網上註冊服務**

**RECEIPT 收據**

Received From 茲收到 : CHAN QI MAN

Tel 電話 :  
Email 電郵 :

Receipt Date 收據日期 : 10/06/2021  
Receipt Number 收據編號 : AA185994  
Payment Reference No. 付款參考編號 : 2021061011000042  
EGIS Trace No. 申請參考編號 : 564313  
Number of Applications 申請數目 : 1  
Payment Method 付款形式 : Master Card 萬事達咭

Item 項目	Application No 申請編號	Application Form Name 申請表格名稱	Application Date 申請日期	Amount (HK\$) 費用(港幣\$)
1	C210000085	ELDCI - Form 8 - New/Renewal/Change of Grade of Electrical Work Application for Electrical Worker Registration	10/06/2021	475.00
Total 總數:				475.00

This receipt is an electronic generated document. No signature is required. 此乃電子印發收據，無須簽署。

Web-Based Registration Services Receipt