

In case of
a LPG leak.....



- 1 Extinguish all naked flames. Turn off the gas supply;



Maintain
good
ventilation



- 2 Place the LPG blow torch and the disposable cylinder in a well-ventilated area without a fire source;
- 3 Keep others away from the LPG blow torch and the cylinder. Do not use mobile phones nearby;
- 4 Do not use the LPG blow torch and the cylinder again until all necessary steps have been taken to prevent gas from escaping again;
- 5 If there is any safety problem, consult your LPG blow torch supplier. Do not use the LPG blow torch and the cylinder again until they have been checked for safety.

ENQUIRY **1823**

November 2008

機電工程署
EMSD 

KNOW MORE ABOUT LPG BLOW TORCH SAFETY

The Safe Use of
LPG Blow Torches

DOs



DON'Ts

機電工程署
EMSD 

For Chinese Version, please visit EMSD website :
<http://www.emsd.gov.hk>

The basic operation principles and uses of LPG blow torches

A LPG blow torch is connected to a disposable LPG cylinder. It produces flames through the burning of the LPG inside the cylinder with air. LPG blow torches can be used for a variety of purposes, such as cutting, drying, cooking, welding and heating.

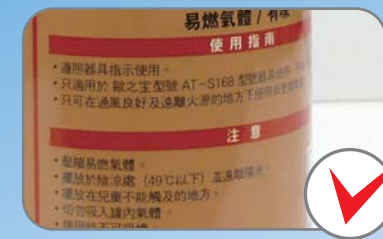



DOs

1 A disposable LPG cylinder means a cylinder which is not constructed or intended to be refilled with LPG after once containing such gas. According to Regulation 7 of the Gas Safety (Gas Supply) Regulations, a disposable LPG cylinder shall not be used to contain LPG unless prior approval from the Gas Authority is obtained;




2 Check and ensure all LPG blow torches are equipped with gas control valves and sealing rings before use;



3 Read carefully and follow the safety instructions shown on the cylinder;

4 Before connection, make sure the igniter is turned off and the LPG blow torch fits the cylinder well. After connection, check and ensure that there is no smell / sound of a gas leak from the cylinder connection;



5 All LPG blow torches must be used, replaced and kept in a well-ventilated location away from inflammable materials;

6 When using LPG blow torch, it should be kept upright. LPG blow torches with vaporisers are safer as they can be used in a horizontal position. For details, please refer to the user manual or consult your supplier. If a LPG blow torch without a vaporiser is not kept upright but tilted when used, long flame may be produced and this may cause danger (see figure 1).



7 LPG blow torches and disposable LPG cylinders must be kept out of reach of children;



8 Where the aggregated water capacity of disposable LPG cylinders stored (including an empty cylinder) exceeds 130 litres, then prior approval of the Gas Authority is required in accordance with Regulation 3 of the Gas Safety (Gas Supply) Regulations (Cap. 51).

litres, then prior approval of the Gas Authority is required in accordance with Regulation 3 of the Gas Safety (Gas Supply) Regulations (Cap. 51).

DON'Ts



Never refill a disposable LPG cylinder;

Avoid tilting or shaking the LPG blow torch when it is used;

Avoid touching the heated parts of the appliance during and after the use of the LPG blow torch.