

# 電磁爐

## 安全須知

### Safety Tips for Induction Cookers

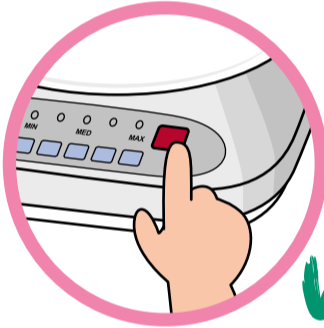


#### 不應做的 DON'Ts

#### 應做的 DOs

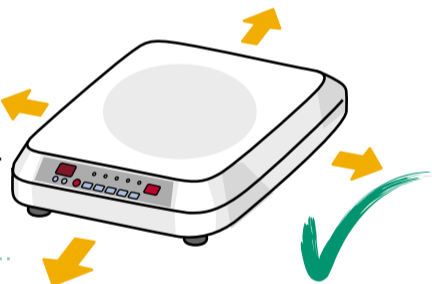
★ 如爐面爆裂或有其他異常情況，應立即關掉電磁爐。

Switch off an induction cooker if its surface is cracked or there is any abnormal condition.

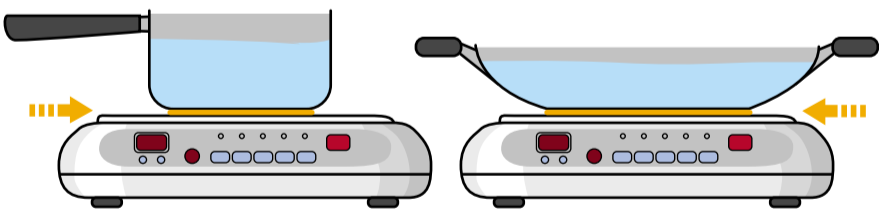


★ 烹調後應關掉電磁爐。  
Switch off an induction cooker after use.

★ 確保電磁爐通風良好。  
Ensure good ventilation for an induction cooker.



★ 只應使用平底或與電磁爐面吻合的弧底煮食用具。  
Use only a cookware with a flat bottom or curved bottom matched with the induction cooker surface.

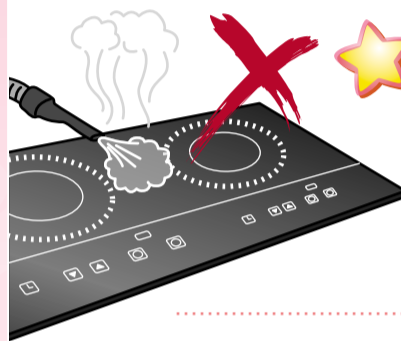


★ 遵照說明書指示使用及保養電磁爐，並安排有經驗的技師進行定期檢查。

Adhere to the user manual for use and maintenance of an induction cooker and arrange regular checks by an experienced technician.



定期檢查



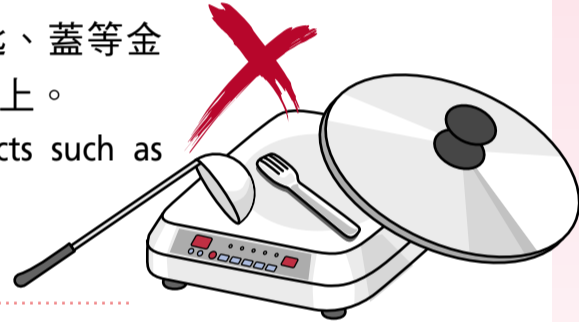
★ 切勿使用蒸汽清潔器清潔電磁爐。

Do not use a steam cleaner to clean an induction cooker.



★ 切勿把刀、叉、匙、蓋等金屬物品放在電磁爐上。

Do not place metallic objects such as knives, forks, spoons and lids on an induction cooker.



★ 切勿在烹調完畢後即時觸摸電磁爐面。

Do not touch the induction cooker surface immediately after cooking.

★ 切勿把密封的罐頭放在電磁爐上。

Do not place a sealed can on an induction cooker.



★ 切勿在供電給電磁爐的插座上接駁其他電器。

Do not connect other electrical appliances to the same socket outlet supplying an induction cooker.



#### 查詢 Enquiries

電話 Tel.: 1823 傳真 Fax: 2895 4929

網址 Homepage: [www.emsd.gov.hk](http://www.emsd.gov.hk)

正確使用 + 定期檢修 → 安全用電  
Proper Use + Regular Maintenance → Electrical Safety

機電工程署  EMSD