

外出前應關掉抽濕機電源。

Switch off power before leaving home.

抽濕機如有不尋常現象，例如盛水器有水溢出、發出異常聲音、異味或過熱等，應立即停止使用。

Stop using the dehumidifier immediately in case of anomaly, such as overflowing water tank, abnormal sound, smell or any sign of overheating.



機電工程署出版，政府物流服务署印刷
Published by the Electrical and Mechanical Services Department Printed by the Government Logistics Department

抽濕機安全須知

Electrical safety tips for dehumidifiers



電力法例



機電工程署

香港九龍啟成街3號

Electricity Legislation

Electrical and Mechanical Services Department


3 Kai Shing Street, Kowloon, Hong Kong

電話 Tel.: (852) 1823

傳真 Fax: (852) 2895 4929

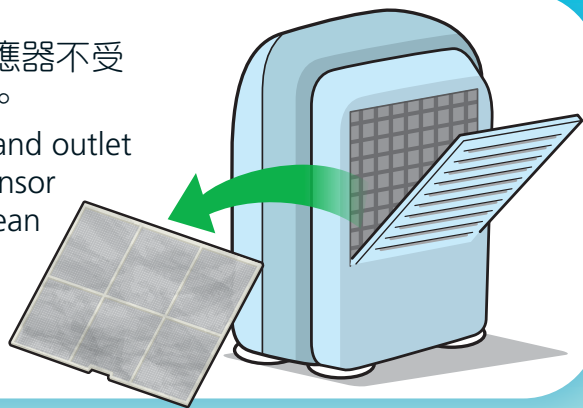
網址 Homepage: www.emsd.gov.hk

電郵 E-mail: info@emsd.gov.hk

機電工程署  EMSD


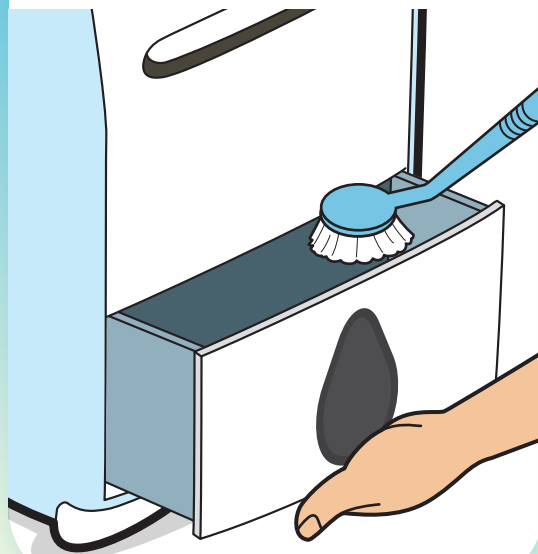
保持出入風口及濕度感應器不受阻擋，定期清洗隔塵網。

Ensure that the air intake and outlet grilles and the humidity sensor are not obstructed, and clean air filter regularly.



盛水器應定期清洗，以免霉菌或有害細菌滋生。

Clean the water container regularly to prevent mould or harmful bacteria.



切勿長時間開着致令機件過熱。

Avoid prolonged use to prevent overheating.




抽濕機應擺放在平穩的地方，以免傾側翻倒，造成火警危險。

Place the dehumidifier on a flat and firm surface to prevent it from collapsing and causing fire.

切勿將抽濕機放置在浴室內或滴水的衣物下面。

Do not place the dehumidifier in the bathroom or below the dripping clothes.



應獨立接駁到一個固定插座使用，避免在同一個插座插上其他電器或使用拖板。

Connect to a fixed independent socket outlet, and avoid plugging other appliances into a single socket outlet or using an extension unit.

