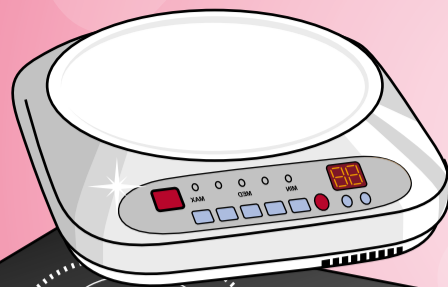


電磁爐

安全須知

Safety Tips for Induction Cookers



應做的 DOs

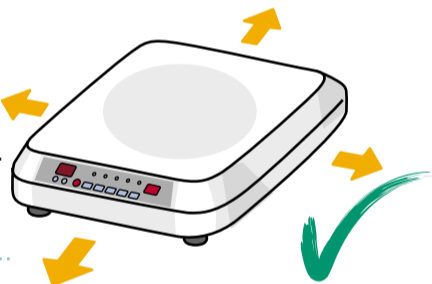
- ★ 如爐面爆裂或有其他異常情況，應立即關掉電磁爐。

Switch off an induction cooker if its surface is cracked or there is any abnormal condition.

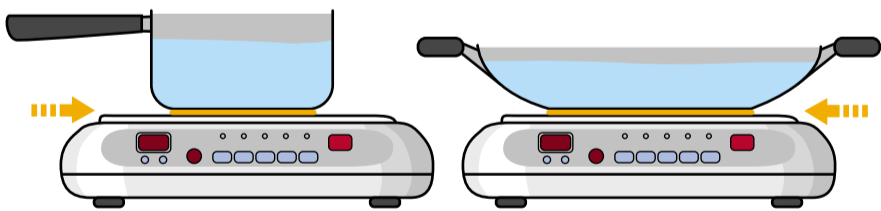


- ★ 烹調後應關掉電磁爐。
- Switch off an induction cooker after use.

- ★ 確保電磁爐通風良好。
- Ensure good ventilation for an induction cooker.

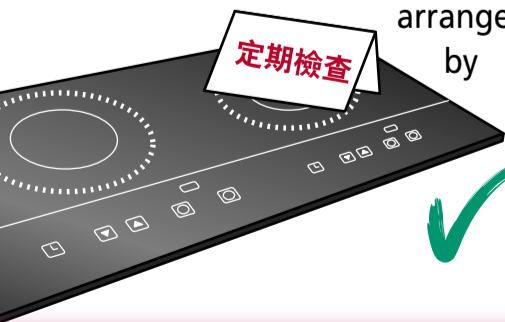


- ★ 只應使用平底或與電磁爐面吻合的弧底煮食用具。
- Use only a cookware with a flat bottom or curved bottom matched with the induction cooker surface.

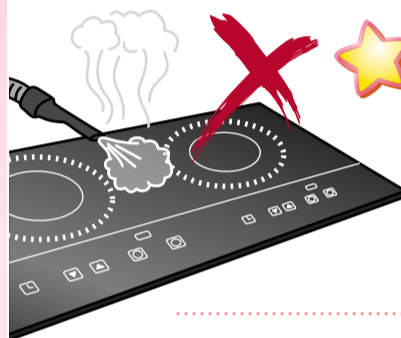


- ★ 遵照說明書指示使用及保養電磁爐，並安排有經驗的技師進行定期檢查。

Adhere to the user manual for use and maintenance of an induction cooker and arrange regular checks by an experienced technician.



不應做的 DON'Ts



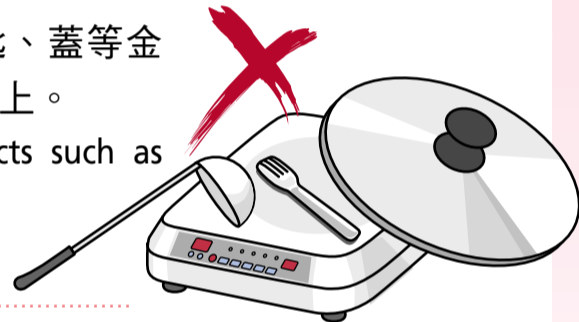
- ★ 切勿使用蒸汽清潔器清潔電磁爐。

Do not use a steam cleaner to clean an induction cooker.



- ★ 切勿把刀、叉、匙、蓋等金屬物品放在電磁爐上。

Do not place metallic objects such as knives, forks, spoons and lids on an induction cooker.



- ★ 切勿在烹調完畢後即時觸摸電磁爐面。

Do not touch the induction cooker surface immediately after cooking.

- ★ 切勿把密封的罐頭放在電磁爐上。

Do not place a sealed can on an induction cooker.



- ★ 切勿在供電給電磁爐的插座上接駁其他電器。

Do not connect other electrical appliances to the same socket outlet supplying an induction cooker.



查詢 Enquiries

電話 Tel.: 1823 傳真 Fax: 2895 4929

網址 Homepage: www.emsd.gov.hk

正確使用 + 定期檢修 → 安全用電
Proper Use + Regular Maintenance → Electrical Safety

機電工程署  EMSD